

★ *Morris* ★
COUNTY FAIR



MORRIS COUNTY FAIR ASSOCIATION EXECUTIVE BOARD

President..... Derek Schrader
Vice President..... Lisa Wainwright
Secretary..... Laci Thibodeaux
Treasurer Julie Hower
Fair/Bldg. Manager... Michelle Poole
Agriculture Extension Agent..... Shannon Ney
Family & Consumer Science Agent..... Shandi Andres
FFA Instructor Taylor Green

Other Board Members: Janon Johnson, Karen Allen, Frank Buchman,
Clay Dalquest, and Mary Effland

The Morris County Fair is sponsored by the Morris County Fair Association with the support of the Extension Service, many firms & other organizations within our County.

Morris County Fair Building Phone # 620-767-5477



4-H AMBASSADORS



Promote the 4-H Program to the families and youth of Morris County through leadership, service, and support.

Mark Andres Sierra Meade Trinadee Fetters

Leader: Shandi Andres

~ 2020 FAIR BOOK SPONSORS ~

ADAMS LUMBER & HOME STORE
EMPRISE BANK
FARMERS AND DROVERS BANK
SANTA FE AGRICULTURAL SERVICES
TIFFANY CATTLE COMPANY
TRI-COUNTY TELEPHONE ASSOCIATION
AGRI TRAILS COOP
RAY'S APPLE MARKET
SADDLE ROCK CAFÉ
TWIN LAKES LAWN SERVICE
FLINT HILLS RURAL ELECTRIC COOPERATIVE ASSOC.

THE FAIR ASSOCIATION WILL EXERCISE THE UTMOST CARE,
BUT NO RESPONSIBILITY CAN BE ASSUMED FOR ANY
ACCIDENT, ILLNESS, DAMAGE OR LOSS.

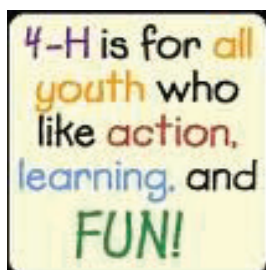
TABLE OF CONTENTS

4-H DIVISION20-81	Rabbits.....60
Beef.....20	Reading.....61
Bucket Calf.....22	Self-Determined.....61
Cat.....23	Sheep.....62
Citizenship.....24	Shooting Sports.....63
Clothing.....24	Space Tech.....64
Club Banners.....25	Swine.....78
Club Notebooks and.....	Visual Arts.....79
Club Record Books.....26	Wildlife.....80
Communications.....27	Woodworking.....81
Dairy Cattle.....27	OPEN DIVISION.....87-95
Dairy Goats.....28	Arts & Crafts.....87
Dining with Your Project.....29	Breeding Heifers.....90
Dog.....29	Bucket Calf.....90
Energy Management.....31	Clothing & Quilts.....88
Entomology.....33	Dairy Cattle.....90
Environmental Science.....36	Field Crops.....90
Exploring 4-H.....36	Floriculture.....91
Family Studies.....36	Foods.....88
Fashion Revue.....37	Food Preservation.....89
FFA Ag Mechanics.....39	Goats (Dairy & Meat).....91
Fiber Arts.....39	Horse.....91
Field Crops.....41	Horticulture.....93
Floriculture.....42	Photography.....93
Foods & Nutrition.....43	Poultry.....94
Forestry.....45	Rabbits.....94
Geology & Lapidary.....47	Sheep.....94
Hand Pet.....48	Space Tech.....95
Health & Wellness.....49	Swine.....95
Home Environment.....49	
Horse.....50	
Horticulture.....53	
Leadership.....54	
Meat Goats.....55	
Performing Arts.....56	
Photography.....56	
Poultry.....59	



TABLE OF CONTENTS

MISCELLANEOUS.....	
Ag Olympics.....	19
Awards & Ribbons	15
Carcass Contest.....	23
Cloverbuds	98
Club Herdsmanship	27
Concession Stand	7
Clean Up Schedule	8
Displaying Exhibits	14
Duct Tape Contest.....	31
Fair Schedule.....	5-6
Food Auction Rules	12
General Rules.....	9-10
How to use Fair Entry.....	82
Intent to Sell Form.....	84
Livestock Judging Contest	14
Livestock Premium Sale Rules ..	11
MRCO Bred Beef Forms	85-86
Noteworthy Sponsors.....	19
Proper “Thank You” Etiquette.	16
Release of Exhibits.....	14
Round Robin Showmanship.....	61
What’s NEW in 2020.....	18
2019 Livestock Buyers.....	96
4-H Entry Info.....	13



FAIR SCHEDULE

Sunday, July 19

1:00 p.m.- Dog Show
12:30 p.m. –4:30 p.m. – Snack Shack Open (serving limited menu)

Tuesday, July 21

1:00 p.m.- Clothing Construction and Fashion Revue Judging @ 4-H Fair Building
1:00 p.m.- Dining with Your Project
7:00 p.m. – Fashion Revue and Talent Showcase @ Council Grove High School

Wednesday, July 22

9:00 a.m. - Hand Pet Show followed by Cat Show
8:30 a.m. to 10:30 a.m. – Snack Shack Open (serving drinks & snacks)
5:30 p.m.– Superintendent Meeting at Fair Building
6:00 p.m. – Fair Clean-up and Building & Livestock Set-up
6:00 p.m. to 8:00 p.m. – Snack Shack Open (serving drinks & snacks)

Thursday, July 23

9:00 a.m. – 4-H and Open Horse Show
8:00 a.m. to 2:00 p.m. – Snack Shack Open (serving limited menu)

Friday, July 24

5:00 - 8:00 p.m. **CHECK IN: 4-H EXHIBITS**
ALL non– perishable & ALL livestock entries)
CHECK IN: OPEN CLASS EXHIBITS (ANY entries)

5:00 p.m. to 9:00 p.m. – Snack Shack Open (serving drinks & snacks)

****From 8-9 p.m., please use the outside concession window for purchasing drinks & snacks****

Saturday, July 25

7:30am - 9:30am - **4-H Check In (ONLY food, horticulture, floriculture, and field crops items will be accepted)**
Open Class Check In (ANY entries)
8:00 a.m. – Snack Shack Open (serving full menu)
9:00 a.m. – Swine Show (Pee-Wee Showmanship at the end of the show)
10:30 a.m. - Judging of 4-H and Open Class Foods Exhibits
11:30 a.m. - Judging of 4-H & Open Class Floriculture, Horticulture & Field Crops Exhibits
12:00 p.m. - Judging of 4-H Fiber Arts Exhibits
12:00 p.m. – Judging of Banners, Duct Tape, and Home Environment Exhibits
1:00 p.m. – Judging of 4-H Visual Arts, Self-Determined & Poster and Displays
2:00 p.m. - Judging of Space Tech Exhibits and Miscellaneous Exhibits
2:00 p.m. - Judging of Notebooks and Club Record Books
2:30 p.m. - Judging of Open Class Family and Consumer Sciences Exhibits
3:00 p.m. - Dairy Cattle Show, followed by Dairy Goats
5:00 p.m. - 4-H Foods Auction
5:30 p.m. - Root Beer Floats sponsored by Farmers & Drovers Bank
6:00 p.m. - Bucket Calf Show, followed by Bucket Calf Costume Class
6:30 p.m. - Beef Show
8:00-9:00 p.m.– Snack Shack Open, serving limited items

*****Fair Schedule continues on to next page.*****

1. ELIGIBILITY: All 4-H and FFA club members enrolled in club work in Morris

FAIR SCHEDULE-CONTINUED

Sunday, July 26

- 9:00 a.m.- Snack Shack Open (serving full menu)
9:30 a.m.- Youth led Church Service
10:00 a.m.-12:00 p.m.- Family & Consumer Science (FCS) Judging Contest
12:00 p.m.- Judging of Photography
12:00-2:00 p.m.- Photography Judging Contest
1:00 p.m. - Judging of Shooting Sports, Wildlife, Woodworking, Energy Management, Entomology, Forestry, and Geology.
2:00 p.m.- Shooting Sports Mini Shooting Range Activity
2:00 p.m. - Poultry Show followed by Rabbit Show
2:00 p.m.- Cloverbuds Activity
3:00 p.m.- Ambassador Green Cotton Candy Activity
3:30 p.m.- Morris County Farm Bureau Activity
4:30 p.m.- Ice Cream provided by Santa Fe Parish Churches
6:00 p.m. - Sheep Show followed by Meat Goat Show-
Costume Class at the end of Goat Show
8:00-9:00 p.m.- Snack Shack serving limited menu (drinks and snacks)
9:00 p.m. - Snack Shack Closes

Monday, July 27

- 8:00 a.m. - Snack Shack Open (serving full menu)
9:00 a.m. - Round Robin Showmanship
11:00 a.m. - Pictures of Saturday & Sunday winners
12:00 p.m. - Livestock Judging Contest
2:45 p.m. - County-wide 4-H Group Picture
3:00 p.m. - Barnyard Olympics
4:00 p.m. - Fairgrounds Clean Up
6:00 p.m. - Buyer Appreciation Meal (Last year's livestock buyers will receive a free meal ticket.)
7:00 p.m. - Awards Presentation
7:30 p.m. - Livestock Sale (Cookie Jars will be auctioned at this time)
7:30-9:00 p.m.- Snack Shack open, serving limited menu
8:00 p.m. - Release of All Exhibits
(APPLIES TO ALL 4-H & OPEN CLASS ENTRIES)
9:00 p.m.- Snack Shack closes



CONCESSION STAND WORK SCHEDULE

***** please note snack shack open to close times on the FAIR SCHEDULE*****

Sunday, July 19

12:00 p.m. to 4:30 p.m. *Ambassadors*

Wednesday, July 22

8:00 a.m. to 10:30 a.m. *Morris County Fair Board*

6:00 p.m. to 8:00 p.m. *Morris County 4-H Foundation*

Thursday, July 23

7:30 a.m. to 2:30 p.m. *4-H Council*

Friday, July 24

5:00 p.m. to 9:00 p.m. *1 Representative from Each Club*

Saturday, July 25

7:30 a.m. to 3:00 p.m. *Neosho Valley (Brenda Kirk)*

3:00 p.m. to 9:30 pm. *Willing Workers (Lorri Kasten)*

Sunday, July 26

8:30 a.m. to 3:00 p.m. *Burdick Hustlers (Melinda Small)*


3:00 p.m. to 9:30 p.m. *4-H Council*

Monday, July 27

7:30 a.m. to 2:30 p.m. *Dwight Sunflowers (Lisa Lee)*

2:30 p.m. until Done with Clean-up *Flint Hills (Jeanine Bacon)*

***LIMITED MENU = SNACKS AND DRINKS!
NO MEALS!***



AFTER FAIR & SALE CLEANUP

Community Building, Kitchen & Indoor Bathrooms

Burdick Hustlers, Flint Hills, & Neosho Valley

- Clean tables and chairs and put them up, dust mop and then wet mop all floors, clean both bathrooms, clean beef barn bathrooms, make sure kitchen is clean, pick up trash inside and haul to dumpster in parking lot.

Show Barns, Arena Bathrooms and Areas Around Them

Dwight Sunflowers & Willing Workers

- Pick up trash, empty ALL barrels in trash dumpster/trailer in parking lot, leave empty barrels on their sides, make sure sand is away from walls in barn, clean both arena bathrooms.
- PUT IN BOYS BATHROOM: Remove hoses from wash racks, take down picture backdrop (curtain to go to fair secretary), put wheelbarrows away, empty stock tank.

**All Livestock Hanging Award Stall Cards
Need To Be Returned To Fair Secretary Office
At Conclusion Of The Fair.**



PRE-ENTRY REQUIRED FOR:

Deadline: July 3rd

*Beef	*Dairy Goats	*Meat Goats	*Rabbits
*Cats	*Dogs	*Performing Arts	*Sheep
*Clothing	*Horses	*Poultry	*Swine
*Dairy Cattle	*Hand Pet	*SHOWMANSHIP ENTRIES	

PRE-ENTRY MUST be submitted ONLINE by MID-NIGHT on or before July 3rd using FAIRY ENTRY.
WWW.FAIRENTRY.COM

GENERAL RULES

County will be eligible to exhibit and participate in the program. These members must have been enrolled before May 1 of current year and have attended in person six or more 4-H or FFA club meetings between October 1 and July 31 (one over half) to be eligible to receive ribbon premium money or to participate in any sale at the fair. New members must attend in person one over half of the meetings from their enrollment date to the fair or have physically moved to Morris County with a letter of active participation from their previous county to be eligible to sell livestock in the premium sale. FFA members must be due paying members that are involved in a Supervised Agricultural Experience Program as approved by the National FFA Organization. FFA members who have graduated from high school and paid their membership dues for the current year are eligible to exhibit if they are not yet 19 years of age before January 1 of the current year. Only Kansas 4-H members who were not yet 19 years of age before January 1 of the current year are eligible to compete.

2. All exhibits must be the handiwork of the exhibitor where skill is required, the grower where agricultural exhibits are shown, or the owner and feeder where livestock is involved. Exhibitors will be permitted to exhibit items made at school. All 4-H/FFA requirements must be met and project work completed in the current year. Each animal is only allowed one exhibitor per class.
3. Club members will be allowed to exhibit only in those phases of projects in which they are enrolled. Any exhibitor may enter as many entries in any one phase as they wish. All copyright laws will be strictly enforced and labels must be attached to any item requiring documentation.
4. All livestock must be properly tagged with the official 4-H ear tag. The 4-H tag belongs in the animals LEFT EAR. This is generally done at the county weigh-in or by an Extension Agent prior to weigh-in. If your animal has lost its 4-H ear tag it must be replaced prior to the fair, or they will be lowered one ribbon in their placing at the fair. All "farm" ear tags must be removed prior to the county fair. If they are not removed prior to that time, the superintendent will remove them for you.
5. Individuals showing in the Sheep and Meat Goat projects must have all animals tagged with the official USDA premise ID tags to determine the flock of origin.
6. Livestock being exhibited at the fair may be inspected by a veterinarian at the discretion of the Fair Board.
7. All livestock exhibitors will be provided with an exhibitor number that MUST be worn on the back of the shirt whenever the exhibitor is in the show ring.
8. The Fair Association reserves the right to withhold ribbon premiums in every case where compliance with regulations appears to have been violated or that fraud or deception has been practiced or attempted. The Board of Directors reserves the sole and absolute right to determine arbitrarily all matters and differences. If rules are not followed, ribbon premiums will be withheld.

9. All judges' decisions are final. Unsportsmanlike conduct toward the judge either verbal or physical, or any other abusive action, will result in relinquishment of premiums and ribbons and be barred from exhibiting at the Morris County Fair the following year. **THIS RULE SHALL APPLY TO EXHIBITORS AND ALL MEMBERS OF EXHIBITOR'S FAMILY.**
10. Abusive and/or neglectful treatment of livestock as determined by the Morris County Fair Board shall not be tolerated at the Morris County Fair and may result in the garnishment of premiums, ribbons and the exhibitor being barred from exhibiting at the Morris County Fair the following year.
 - ** If abusive and/or neglectful treatment is observed, please see the superintendent of that animal to address the issue. If it is necessary to further address the issue, please find a fair board member. ****
11. All livestock exhibitors must have their area cleaned on the day following the livestock auction, or ribbon premiums will be withheld.
12. This fair book supersedes all other rules. Classes offered in the county fair however, may or may not have a corresponding class available at the state level.
13. Fitting and showing of all animals will be held before that species market classes.
14. No animals will be allowed in the Community Building at any time with the exception of cats, dogs and hand pets during their respective shows or service animals.
15. **ALL 4-HER'S WILL BE PROVIDED A 4-H FAIR T-SHIRT. 4-HER'S SHOWING LIVESTOCK WILL BE REQUIRED TO WEAR THE 4-H T-SHIRT WHEN SHOWING, WITH THE EXCEPTON OF HORSE, DAIRY CATTLE & GOATS , RABBITS, & DOG SHOWMANSHIP. NON-LIVESTOCK 4-HER'S ARE ENCOURAGED TO WEAR THE FAIR SHIRT WHEN PRESENTING THEIR PROJECTS. THIS SHIRT IS PROVIDED THROUGH SPONSORSHIP. Additional shirts will have to be purchased by the 4-Her's family.**

LIVESTOCK PREMIUM SALE RULES

1. The Livestock Sale will begin at 7:30 p.m., Monday, July 27th.
2. Animals will be sold in the following order: **Hogs, Beef, Sheep, and Goats.**
3. All "Intent to Sell" cards **MUST** be turned in to Fair Secretary **1 hour after the conclusion of the Sheep & Meat Goat Show on Sunday evening.**
4. Minimum weights to be eligible for the sale will be 1,000 lbs for steers/heifers, 230 lbs for hogs, 90 lbs for lambs and 40 lbs for goats. All species under county weight limit will be ineligible for the Grand Drive and Premium Auction Sale.
5. The livestock in the premium sale will be numbered at 2:00 p.m., Monday, July 27th. They will be numbered according to the placing they received in the fair and will be sold in that order. The Grand Champion and Reserve Grand Champion of each species will sell first.
6. **All market livestock will be weighed once at the time of check-in the first day of the fair by the superintendent in charge and will be shown and sold on that weight.**
7. **IF a livestock animal weighs under the minimum weight required, between 5-8 p.m. of check in on July 24th, that animal will be allowed to have ONE more weigh in BEFORE 8 p.m. ,which is the closing time of weigh in. If the livestock animal still does not make minimum weight for their species, it will be shown in the underweight class, if applicable. It will not be eligible for the premium sale. DO NOT ABUSE THIS PRIVILEGE. If an exhibitor is caught adding weight in an inappropriate manner, the 4-H will be disqualified from showing.**
8. It will be a competitive premium only sale. Bidding will be for actual dollars of premium to the seller. Checks will be made payable to the Morris County Fair Association and a personal check will be written to each seller from that organization. Settlement or plans to settle will be made at the time of the sale.
9. Any person or business contributing money to an individual 4-Her at the sale, after the fall of the gavel, will not be listed as a contributor.
10. 4-H members are limited to the sale of 2 animals per person. All animals listed for sale must be shown. If the animal is listed for sale, the club member will be expected to sell. The club member has the option of no sale before leaving the ring.
11. No sale animals will be loaded out during the livestock sale.
12. All market animals must have the project terminated. The animal may not be shown elsewhere after the Morris County Fair. If the project is not sent directly to slaughter, the 4-H ear tag must remain in the livestock's ear. It is unlawful to remove the tag. Market animals may not return in future years in breeding classes.
13. To assist with the cost of the auction, \$10 will be withheld from each animal sold in the livestock auction.

FOOD AUCTION RULES

1. It is the option of the exhibitor to participate in the Foods Auction.
2. Boxes and containers will not be judged on decorations.
3. Exhibitors must inform superintendents of their plans to participate in the Foods Auction at the time of foods check-in.
4. All food must be packaged as stated in special rules for foods judging.
5. 4-Hers must bring additional food items for the food auction box from the same recipes that they plan to exhibit at the fair. For example, cookies should be packaged by the dozen. Cupcakes, muffins, bar cookies, biscuits, breadsticks, or yeast rolls should be placed in packages of six. Single large items such as quick breads, cakes, breads, or pies will be judged and then returned to the food auction box. Popcorn or nutritious snacks should be packaged in one gallon zipper-top plastic bag. Food gift packages will be sold as was judged. **If not sold**, it must remain on display throughout the fair.
6. **FOR ALL AGE GROUPS:** Food auction boxes should contain items made from the same recipes that were exhibited at the fair. See above for packaging requirements.
7. 4-Her must have their box/container in place by 9:30 a.m. Saturday, July 25th.
8. The required recipes will be left with the food on exhibit. The 4-Her may choose to provide another recipe card for the food auction.
9. The judge reserves the right to determine if the 4-Her's food product will be sold based on food safety standards.
10. Division Superintendent must have accepted all exhibits and items by 9:30 AM. Boxes should be ring-ready at this time, with the exception of items being judged from the box.
11. As of 2019, \$5 will be withheld from premium checks for each food auction item to assist with the cost of the auction.
12. A thank you note must be included in the box at CHECK-IN for the box to be included in the Foods Auction line-up.

4-HER'S ENTRIES & RECORDS

1. Exhibitor must complete their fair entries properly.
2. Any exhibitor may enter as many livestock exhibits in any one class as they wish from the number he is carrying as a project in that phase.
3. Notebooks must be complete to date at the time of the Fair and must accompany exhibits when required.
4. **PRE-ENTRY IS REQUIRED on ALL 4-H clothing, performing arts, talent showcase, ALL animal exhibits, and ALL LIVESTOCK SHOWMANSHIP entries.**
5. **All pre-entries must be SUBMITTED ONLINE AT FAIRYENTRY.COM by MIDNIGHT on July 3rd. THERE WILL BE NO EXCEPTIONS FOR LATE ENTRIES. YOU ARE RESPONSIBLE FOR VERIFYING YOUR ENTRIES AND SUBMITTING THEM. IF YOU NEED ASSISTANCE, PLEASE CONTACT THE FAIR SECRETARY OR EXTENSION OFFICE!**
6. Additional paper forms are required for the following projects to the Extension Office by July 3rd at 5 p.m. NO EXCEPTIONS!
 - Performing Arts
 - Clothing
 - Fashion Revue
 - Carcass Contest

DISPLAYING EXHIBITS

1. All NON-PERISHABLE exhibits must be entered by 8 p.m. Friday.
2. All PERISHABLE exhibits must be entered by 9:30 a.m. Saturday.
3. It is the exhibitor's responsibility to see that the superintendent has properly entered his/her exhibits.
4. All exhibits, supplies, feeds and other articles must be well marked for identification or labeled with regulation labels when required.
5. Club members exhibiting livestock should accompany their exhibits and provide their own equipment for feeding and caring for their exhibits properly. They must be on hand to exhibit their entries. In case the exhibitor has two entries in the same class, he or she may have another Morris County club member assist with showing one entry with the approval of the Superintendent of that division. Animals being shown in the market classes are not eligible to show in the breeding classes and vice versa. 4-H and FFA exhibits will be shown together.
6. Livestock may be fitted *ONLY* by the 4-H member, club leader, immediate family member, project leader or other Morris County 4-H member.
7. Absolutely no straw will be allowed in the barns. Wood chips will be available for sale at Agri Trails Coop. You are responsible for your own bedding.

RELEASE OF EXHIBITS

All exhibits will be **released at 8:00 p.m., Monday, July 27th**, and must be claimed at once after they are released. Those in charge will assume no responsibility for exhibits or property left on the Fairgrounds after the close of the Fair. Exhibits should be checked out from the Division Superintendents. Please make arrangements for your items to be picked up if you are unable to do so at the scheduled time. **If exhibits are taken early, the fair board reserves the right to withhold ALL premium money from the exhibitor. If you see another individual leaving before the 8 p.m. time, do not assume that it was approved. Find a fair board member or extension agent!**

LIVESTOCK JUDGING CONTEST

The Livestock Judging Contest will be divided into Senior and Junior age groups. Sign-up will be provided the morning of the contest. Seniors will give reasons and Juniors will answer questions regarding the previously judged classes. There will also be an adult class and a pee wee class.

Monday, July 27 at 12 p.m.

AWARDS

1. The rating system of awards is used for all exhibits at this Fair. The exhibits in each class will be placed by the judges by a purple, blue, red or white ribbon with the exception of open class where a 1st, 2nd and 3rd place will be given in each class. No check will be written for premiums under \$1.
2. Ribbons will be placed on 4-H/FFA exhibits when judged. Prize money will be distributed later to the members exhibiting.
3. The judges will make the awarding of Champion and Reserve Champion. If they feel there is no exhibit of championship quality, an award will not be given.
4. The Grand Champion and Reserve Grand Champion award will be given to the best exhibit in each project, if applicable. The Grand Champion and Reserve Grand Champion ribbon are not dependent on the type of ribbon given.

PREMIUM RIBBON AMOUNTS

4-H/FFA RIBBON AMOUNTS

PURPLE:	Non-Livestock: \$3.00	Livestock: \$5.00
BLUE:	Non-Livestock: \$2.50	Livestock: \$4.50
RED:	Non-Livestock: \$2.00	Livestock: \$4.00
WHITE:	Non-Livestock: \$1.50	Livestock: \$3.50

OPEN CLASS RIBBON AMOUNTS

1ST PLACE (BLUE)-	\$3.00
2ND PLACE (RED)-	\$2.00
3RD PLACE (WHITE)-	\$1.00

WHAT DOES A RIBBON MEAN?

In 4-H, we use the “Danish” system for ribbon placing. This means that exhibits are not judged “against” each other but rather they are evaluated according to a standard.

A purple ribbon means...superior. It is outstanding on all standards.

A blue ribbon means...above average. It has exceeded minimum standards.

A red ribbon means...average. It meets the minimum standards. It shows honest effort has been made. There is room for improvement.

A white ribbon means...that for one reason or another, it did not meet the minimum standards. A white ribbon does not mean that the exhibit isn’t worthwhile.

*Winning is NOT the most important thing that happens at this event.....
Focus on positive efforts, not outcomes.*

Thank You Note Expectations and Policies

A great deal of time, energy, and money contribute to the success of the fair and support of the Morris County 4-H Program and 4-Her's. This year, in an effort to properly thank our sponsors and buyers, specific thank you policies are being put in place.

Sponsors of Awards

A blank thank you note and envelope will be attached with all awards and trophies. They will be specially addressed and marked for the award which has been sponsored; the 4-Her is expected to write his/her thank you note on the stationary provided and then turn it in to either the box at the Thank You Note Booth during the Fair or to the Extension office in the 30 days following the fair. **DO NOT** mail them directly to the sponsor. Names will be checked off of the list to assure that **ALL** sponsors receive their thank you note. All Thank You notes are due to the Extension Office by **August 28, 2020 at 5 PM**. If the sponsor thank you notes are not turned in to the Extension office, the 4-Her forfeits their ribbon premium funds. If the thank you is lost, check with Shandi or Laci for sponsor information. Blank Thank You notes will be available at the Thank You Note Booth. A list of ideas to include in your thank you:

- Sincerely thank the sponsor for the award you received and their generosity
- Share your favorite part of the project this year
- Share one or two interesting things you learned this year

Foods Auction

A thank you note must be included with your foods box at the check-in table by 9:30 AM on Saturday. Boxes without a thank you note will not be sold. A list of ideas to include in your thank you:

- Sincerely thank the buyer for the purchase of your foods box
- Share one or two interesting things you learned this year
- What makes your recipes or foods in the box special?
- Invite them to come back next year

Livestock Premium Auction

Following the sale of your market animal, you will receive a buyer's ribbon and a colored postcard labeled '**Morris County Fair Livestock Sale Thank You Verification**'.

The buyer's ribbon can either be directly handed to the buyer that night with a verbal "thank you" or can be delivered at a later date with your hand-written thank you.

The colored postcard labeled '**Morris County Fair Livestock Sale Thank You Verification**' will have yours and your buyer's information on it. When a thank you has been hand-delivered to the buyer within the 30 days following the sale, ask the buyer to sign, and the 4-Her should return the postcard to the Extension Office. This should **NOT** be signed by the buyer the night of the Premium Auction. If you would like to deliver a token of appreciation like cookies, goodies, or a small gift this is the time to do so. Please do not deliver goodies to the buyers the night of the auction. Thank you verification forms are due to the Extension Office by **August 28, 2020 at 5 PM** so checks can be processed when funds are made available. If the Thank You verification is not turned in to the Extension office by the deadline, the 4-Her forfeits his/her livestock premium funds.

When you write your thank you note, be sincere and express your appreciation. A list of possible ideas to include in your thank you note are:

Sincerely thank buyer for purchase of your animal

You might share specific plans you have for use of the sale proceeds

Purchase of next year's project animal

Saving for education after high school

Enrolling in and exploring other 4-H project offerings

Share one or two interesting things you learned about this year

Invite them to participate in future Stock Sales

Even if you are graduating, other members could benefit from their support

Thank You Note Booth

The Thank You Note Booth will be set up in the Concession Stand area of the Fair building. Blank thank you notes will be available. Please take the time to write a thank you to those who have supported you during this 4-H year. There will be a box to place Sponsor thank you notes in.

All thank you notes should be turned in to the Extension Office by August 28, 2020 at 5 PM.

Premium checks will be written once Laci has received notification that funds have been released to write checks.

A sample of the Thank You Verification is printed below:

July 27, 2020 Morris County Fair Livestock Sale Thank You Verification
4-Her's Name _____

Species _____ Tag # _____

Buyer _____

Premium Amount _____

Buyers – When the 4-Her above has hand delivered a Thank You following the Fair, July 28 or after, please sign this card so they can return and receive their premium money.

Buyer's signature _____

Date _____

Due to the Extension Office by **August 28, 2020 at 5 PM** so checks can be processed when funds are made available.

Please contact an Extension Agent at (620) 767-5136 if you have questions.

REMINDERS FOR 2020....

- **All pre-entries will be submitted using Fair Entry online ([www. Fairyentry.com](http://www.Fairyentry.com)). None will be received by the extension office. If you need assistance with pre-entries, contact Shandi or Laci.**
- Pre-entries for the 4-H Horse Show will be required and enforced.
- Open Horse Show will not require pre-entry but are encouraged to submit entries before the horse show on July 23rd to avoid last minute confusion.
- Livestock pre-entry forms are to be submitted ONLINE by MIDNIGHT on **July 3rd.**
- **ALL LIVESTOCK SHOWMANSHIP ENTRIES ARE DUE WITH PRE-ENTRIES BY JULY 3RD!**
- Fashion Revue, Talent Showcase, and Clothing pre-entries must be received in the Extension Office by July 3rd at 5 PM. **NO EXCEPTIONS**
- Friday, July 24th -**ALL** 4-H Non-Perishable Building Exhibits and **ALL Livestock Entries must be checked in from 5:00 - 8:00 p.m.**
- Saturday, July 25th - **ONLY** Foods, Horticulture, Floriculture, & Field Crops Items for Building Exhibits will be accepted from 7:30 a.m. - 9:30 a.m.
- Labels with sponsor name & mailing address are placed on bottom of awards & trophies.
- The Fairgrounds will close each night from 12:00 Midnight to 5:00 a.m.
- There is no longer a Notebooks, Posters and Display class, HOWEVER, there is a class under each project for Educational Exhibits (Notebooks, Posters & Displays).
- Classes have been changed in Visual Arts, Home Environment and Photography! Please take notice!

RELEASE OF EXHIBITS

- ALL Exhibits, both open and 4-H are not released until July 27th @ 8:00 p.m. If exhibits are removed prior to that time, the fair board reserves the right to withhold the exhibitor's premium money.

LIVESTOCK WEIGH IN

- **Please read the new weigh in rule (#7) on page 11 under Premium Sale! This is very important for each 4-Her showing livestock to understand and be aware of!**


THANK YOU BOOTH

- **There will be a Thank You note booth set up in the concession stand area of the fair to help with completing thank you's for sponsors!**

4-H FAIR T-SHIRT SPONSORS



**FARMERS AND DROVERS BANK
BUCHMAN'S DOUBLE B RANCH
HOLD'EM FENCE COMPANY
POWELL'S AUTO BODY SHOP
ROCKING KM VETERINARY CLINIC
SCHRADER CATTLE COMPANY**



Livestock Judging Sponsor:
Charlie Rayl

Award: \$100 Scholarship to KSU



**And you thought
farming wasn't an
Olympic sport!**

Enter today!

AG OLYMPICS CONTEST
Monday, July 27TH at 3:00 p.m.

Ag Olympics Contest Sponsors

Larry and Linda Johnson
Larry and Linda Johnson

Placing

1st Place
2nd Place

Type

Cash
Cash

EDUCATIONAL EXHIBIT SPONSORS
(POSTERS, NOTEBOOKS, DISPLAYS)

John & Julie Hower
Jim & Madeline Lee
Morris County Fair Board Association

4-H DIVISION

BEEF CATTLE

Superintendent: Derek Schrader

Junior Superintendents:

Special Rules

1. Read GENERAL RULES.
2. Market steers/heifers must be tagged and exhibited with Official Kansas 4-H ear tags in accordance with the county weigh-in date. Ear tag number and ownership must be on file with the County Extension Office. All "farm" ear tags must be removed prior to (or at check-in) the county fair. If they are not removed prior to that time, the superintendent will remove them for you.
3. All market steers/heifers must have been calved after January 1 of the previous year.
4. All entries in the market steer/heifer division of this fair must be weighed on scales provided for that purpose the first day of the fair. All animals will be classified by weight regardless of age.
5. No livestock will be allowed on the grass or patio near the Community Building.
6. Entries should be made with the Superintendent of the division when arriving on the Fairgrounds.
7. Only first & second place in separate breed classes are eligible to compete for Breed Champion and Reserve. Breed Champions are eligible to compete for Grand Champion & Reserve Grand Champion of Show.
8. All Market Heifers & Market Showback Heifers must present, to the superintendent or extension agent at check-in, a veterinary certification of verification that their heifer is open 30 days prior to weigh-in.
9. Minimum weight for steers/heifer to be eligible for the sale will be 1,000 lbs.
10. **Pre-Entries must be received by July 3rd, MIDNIGHT, using FAIR ENTRY (www.fairentry.com).**
11. To enter the Morris County Born Class in the Market Beef and Breeding Heifer divisions, complete the nomination form and turn in by JULY 3RD for pre-entry TO THE EXTENSION OFFICE.
12. Breeding Heifer entries must include tattoo ID on pre-entry forms.
13. **ALL EDUCATIONAL EXHIBITS MUST BE PRESENT AT THE TIME OF THE JUDGING.**
14. Cattle must be displayed in the Beef Cattle Area of the barn between the hours of 9:00 a.m. and 5:00 p.m., unless they are being fitted for show. This requirement is for Beef Herdsmanship judging purposes.

Special Rules - Beef Showmanship

1. All exhibitors will be assigned an exhibitor number, which is to be worn on the back of your shirt whenever you are in the show ring.
2. Absolutely no straw will be allowed in the barns. Wood chips will be available for sale at Agri Trails Coop. You are responsible for your own bedding.
3. The Champion and Reserve Champion Showman in age groups 7-9 yrs. & 10-13 yrs. will show against each other to determine the 2 top qualifiers for the Junior Division Round Robin Showmanship Contest.

Special Rules - Bucket Calf Show Back

1. All calves must have been exhibited at the prior year's county fair and by the same owner.
2. Market steers/heifers must be weighed in at weigh-in, KS 4-H ear tag noted/verified and be designated as 2nd year bucket calf.
3. Breeding heifers must comply with breeding heifer rules and be designated as 2nd year bucket calf.
4. Market steers/heifers and breeding heifers that qualify for the above class may choose to show in the "Bucket Calf Show Back" class or may show in the regular stated class; but may not do both.
5. The Champion from the respective "Bucket Calf Show Back" classes is eligible to compete for the overall Grand Champion (providing the class requirements have been met).

Special Rules - Pen of 3 Market Beef and Breeding Heifers

1. All exhibitors must be currently enrolled in 4-H.
2. Must have 3 showmen and 1 attendant.

DIVISION 1- MARKET ANIMALS

Note: At the discretion of the superintendent, the animals in each class may be divided by weight to make two or more uniform classes (Entries to be made by breed only).

Class:

- 1000 Senior Showmanship 14 - 18 yrs. old
- 1001 Intermediate Showmanship 10 - 13 yrs. old
- 1002 Junior Showmanship 7 - 9 yrs. old
- 1003 Bucket Calf Show Back
- 1004 Angus
- 1005 Hereford
- 1006 Simmental
- 1007 All Other Breeds — please specify
- 1008 Crossbred
- 1009 Market Heifer (1 class for all breeds)
- 1010 Morris County Born Market Beef
- 1011 Pen of 3 – any breed, can be multiple owners
- 1012 Educational Exhibit-Notebook
- 1013 Education Exhibit-Poster
- 1014 Educational Exhibit-Display

AWARDS: Grand Champion, Reserve Grand Champion, Champions and Reserve champions will receive rosettes.

Beef Sponsors

Johnson Ranch, Chad & Janon Johnson
Howard Yadon Memorial
Schrader Cattle Co, Derek Schrader
Herpich Herefords Ernie Augustine
Lyons Angus , Frank & Jan Lyons
Hiegert Herefords
Rock Creek Outfitters , Rodney Whitaker
Jim Lewis Family
Herpich Herefords, Ernie Augustine
Cale Spencer and Shannon Ney
Herpich Herefords, Ernie Augustine

Placing

Overall Champion Market Beef
Reserve Overall Champion Market Beef
Champion Market Steer
Reserve Champion Market Steer
Champion Angus Steer
Champion Hereford Steer
Champion Crossbred Steer
Champion Bucket Calf Showback
Champion AOB Steer
Champion Morris County Born Mkt Beef
Champion Pen of 3 Market Beef

Type

Buckle
Banner & Cash
Banner
Banner
Equipment
Equipment
Equipment
Banner
Equipment
Plaque
Equipment

Vernon Bohn	Champion Senior Showman	Cup
Marty Wright 4-H Family	Reserve Champion Senior Showman	Cup
Lyons Angus, Frank & Jan Lyons	Champion Intermediate Showman	Cup
Rojo Grande Cattle Co, Don Harmison	Reserve Champion Intermediate Showman	Cup
Tom and Mary Granzow	Champion Junior Showman	Cup
Oleen Brothers Herefords	Reserve Champion Junior Showman	Cup

DIVISION 2 - BREEDING HEIFERS

1. Breeding heifers will be shown by breed. Age will determine class.
2. Animals will enter the ring according to age.
3. At the discretion of superintendent, the animals in “All Other Breeds” may be divided into classes by breed.
4. Pre-Entries must be received by July 3rd, MIDNIGHT, using FAIR ENTRY (www.fairentry.com).
6. ALL EDUCATIONAL EXHIBITS MUST BE PRESENT AT THE TIME OF THE JUDGING.

Class:

- 1000 Angus Heifers
- 1001 Hereford Heifers
- 1002 Simmental Heifers
- 1003 All Other Breed Heifers
- 1004 Crossbred Heifers
- 1005 Bucket Calf Show Baack Heifer
- 1006 Morris County Born Breeding Heifer
- 1007 Cow-Calf Pair
- 1008 Pen of 3, any breed , can be multiple owners

EDUCATIONAL EXHIBITS

- 1009** Educational Exhibits-Notebooks
1010 Educational Exhibits- Poster
1011 Educational Exhibits- Display

AWARDS: Grand Champion, Reserve Grand Champion, Breed Champions and Reserve Breed Champions will receive rosettes. Supreme Champion and Reserve Supreme Champion heifers, selected from all breeds exhibited, will receive rosettes.

Breeding Heifer Sponsors

Lyons Angus, Frank & Jan Lyons
Shipman Herefords
Hiegert Herefords, Steve Hiegert
Knight Feedlot
Herpich Herefords, Ernie Augustine
Herpich Herefords, Ernie Augustine
Cale Spencer & Shannon Ney

Placing

Supreme Champion Heifer
Supreme Champion Heifer
Reserve Supreme Champion Heifer
Champ. Bucket Calf Showback Breeding Heifer
Grand Champion Cow-Calf
Champion Pen of 3 Breeding Heifers
Champion Morris County Born Breeding Heifer

Award Type

Banner
Cash
Banner
Equipment
Banner
Equipment
Plaque

BUCKET CALF

Superintendent: Derek Schrader

Jr. Superintendents:

1. This phase is for 4-Her's ages 7-12 years old.
2. Judging in this phase will be by conference method with points awarded as follows:
60 points - Participants interview in the ring on what he or she has learned about raising and caring for this project. This will include possible questions about the health care of the animal.
40 points - Cleanliness of the animal. Each calf should be clean and brushed. Clipping and fitting are not requirements. One of the purposes of this project is to teach young members how to care for and show their animal.
3. All male calves must be castrated.
4. Bucket calves CANNOT be sold at the premium sale. Members may keep animal for breeding heifer or market steer project or sell at sale barn or by private treaty.
5. **Pre-Entries must be received by July 3rd, MIDNIGHT, using FAIR ENTRY (www.fairentry.com).**
6. Those interested in the Bucket Calf Costume Contest will need to pre-enter by JULY 3RD.
The Bucket Calf Costume Contest will occur BEFORE the Beef Show. There will be a break taken in between the Bucket Calf Show and the Beef Show to accommodate for the Costume Show. It is also REQUIRED that the 4-Her have a script describing their costume and the meaning behind it.
7. **ALL EDUCATIONAL EXHIBITS MUST BE PRESENT AT THE TIME OF THE JUDGING.**

- 1000** Bucket Calf exhibited by 4-Her, age 7-9 years old
1001 Bucket Calf exhibited by 4-Her, age 10-12 years old
1002 Bucket Calf- Costume Contest, ages 7-12 years old
1003 Educational Exhibit Notebook
1004 Educational Exhibit- Poster
1005 Educational Exhibit-Display

AWARDS: Based on the points indicated above, the participants will be ranked as blue, red or white ribbon winners.

Bucket Calf Sponsors

Bill & Debbie Miller
Hallgren Auctions, LLC
Beck Family

Placing

Champion Bucket Calf
Reserve Champion Bucket Calf
Best Bucket Calf Costume

Award Type

Trophy
Trophy
Award

CARCASS CONTEST

Superintendent: Derek Schrader Jr. Superintendent:

Special Rules

1. Market heifers, steers and swine must be weighed at the official county weigh-in for their respective species, weighed at the County Fair and tagged and exhibited with the official Kansas 4-H ear tags.
2. Market heifers, steers and swine must be slaughtered and evaluated by the same judge within 48 hours to insure uniform slaughter and evaluation procedures.
3. Animals for the Carcass Contest need to be designated by **JULY 3RD at 5 p.m. to the extension office** to allow the participating locker plant to reserve space. Designate in your pre-entry form with Fair Entry if your animal will be in the carcass contest. The extension office will be responsible for handling the entries for the carcass contest.
4. Animals will go to a designated locker after the fair. The 4-H exhibitor must sell the meat from the animal, with its cutting instructions ready for the locker at delivery. The Fair Board is not responsible for collecting or billing of animals at the locker, only the premium sale money.
5. Awards will be presented at the Morris County Achievement Banquet in November.

AWARDS: Champions and Reserve Champions will receive rosettes, banner and a cash award.

Carcass Class Sponsors

John & Karen Lee
Oleen Brothers Herefords
Oleen Brothers Herefords
Twin Lakes Liquor, Dave Fox
Cynthia Schrader
Cynthia Schrader

Placing

Champion Beef Carcass
Champion Beef Carcass
Reserve Champion Beef Carcass
Champion Hog Carcass
Champion Hog Carcass
Reserve Champion Hog Carcass

Award Type

Banner
Cash
Cash
Banner
Cash
Cash

CATS

Superintendent: Denise Ehrlich Jr. Superintendent: Avery Lee

Special Rules

1. Pre-entry is required by **July 3rd at MIDNIGHT. Submit pre-entries online using Fair Entry (www.fairentry.com)**
2. A total of three (3) kittens/cats per member may be shown.
3. Cats must be owned, cared and groomed by the 4-H member.
4. Collars and leashes are required for showmanship.
5. All cats are required to have health certificates, even kittens.
6. All cats must have proof of rabies and distemper vaccines. Vaccinations need to be done 21 days prior to the fair and signed by a graduate, licensed accredited veterinarian and presented at registration on day of show to be eligible for competition.
7. Cats must arrive and leave the show in a carrier or on a leash.
8. No intact males are allowed to be shown except in the kitten class.
9. No pregnant or lactating females may be shown.
10. The cat show is open to all 4-Hers enrolled in the cat project.
11. Collars are required during the Cat Show.
12. Cats are released after the show.
13. **ALL EDUCATIONAL EXHIBITS MUST BE PRESENT AT THE TIME OF THE JUDGING.**

Class: (Classes are based on exhibitor age, cat age and cat breed.)

Domestic Cat

- 1000:** Female Kitten (6 months-1 year of age)
1001: Male Kitten (6 months-1 year of age)
1002: Female Adult Cat (over 1 year of age)
1003: Altered Male Adult Cat (over 1 year of age)

Purebred

- 1004:** Female Kitten (6 months-1 year of age)
1005: Male Kitten (6 months-1 year of age)
1006: Female Adult Cat (over 1 year of age)
1007: Altered Male Adult Cat (over 1 year of age)

Showmanship

- 1008:** Senior-exhibitors 14-18 years of age as of January 1 of current year.
1009: Intermediate– exhibitors 10-13 years of age as of January 1 of current year.
1010: Junior-exhibitors 7-9 years of age as of January 1 of current year.

Educational Exhibit

- 1011:** **Educational Notebook**
1012: **Educational Display.** Display must be a standard tri-fold board & not exceed 3 feet wide x 4 feet tall x 3 1/2 inches deep when open and standing. No pre-entry required.
1013: **Educational Poster.** Must be a flat poster no longer than 22 inches x 28 inches. No pre-entry required.

AWARDS: Grand Champion & Reserve Grand Champion will receive rosettes.

Cat Sponsors

Margaret White
Margaret White
Rose Farms
Dale and Deb Heideman
Dale and Deb Heideman
Dale and Deb Heideman

Placing

Overall Grand Champion
Overall Reserve Grand Champion
Best of Show
Judge's Choice Award
Grand Champion Edu. Exhibit
Reserve Grand Champion Edu Exhibit

Award Type

Cash
Cash
Award
Award
Award
Award

CITIZENSHIP

Superintendent: Roxane Beck
Junior Superintendent: Jamie Beck

Special Rules:

1. Read GENERAL RULES.
2. Limit each poster exhibit to one 22"x28" poster.
3. Consultation after judging completed if desired.
4. Not State Fair eligible. There is no class that they can be shown under.

5000—Educational Notebook

5001— Educational Poster

5002— Educational Display

AWARDS: Champions and Reserve Champions will receive rosettes.

CLOTHING CONSTRUCTION

Superintendent: Shilo King

Junior Superintendent:

Special Rules

1. See GENERAL RULES.
2. Constructed items may be used before they are exhibited, but if so, they must be laundered or cleaned before being exhibited.
3. Constructed items shall be labeled with a 4-H Clothing label available from the Morris County Extension Office. Sew labels on inside of garment (back of neck, center back of waistband, or left end of apron band). Label each piece.
4. Since care labels are not always available, NO care label will be required; however, 4-H members should know how to care for fabrics they purchase.
5. **Judging will occur on Tuesday at the Fair Building.** Exhibitors may bring up to five constructed items and one educational exhibit to be judged.
6. Must have a purple to qualify for the Kansas State Fair. Can take 1 constructed piece and 1 education exhibit.
7. For award purposes, junior division ages will be 7-13 years old and senior division ages will be ages 14 years and older.

CONSTRUCTED CLOTHING

Constructed items include: garments, outfits, items for the home such as pillows or curtains, altered clothing or embellished clothing.

Class:

- 3998 7-8 year old - Constructed Item
- 4000 9-11 year old - Constructed Item
- 4002 12-14 year old - Constructed Item
- 4004 15-18 year old - Constructed Item

AWARDS: Class Champions & Class Reserve Champions will receive ribbons. Grand Champion & Reserve Grand Champion will receive rosettes.

RECYCLED CLOTHING PROJECT

An item made of at least 50% recycled material (recycled means reusing an existing item in a new way). Examples include remaking/ redesigning a garment, re-purposing a clothing item for a new use, etc. Must include sewing of some kind. *A 3"x5" index card must accompany entry describing the recycled materials and how they were used in the item.

Class:

- 4006 Recycled Clothing Item

EDUCATIONAL EXHIBIT

Share with others what you learned in this project. Exhibits may be in the form of a poster, notebook or display. No card table displays are allowed. If the exhibit is a poster, it must not be larger than 22"x28". If the exhibit is a display, maximum size is not to exceed a standard commercial 3'x4' tri-fold display board. Name and county/ district must be clearly marked on educational exhibits. Follow copyright laws as explained in the general rules.. Educational exhibits are NOT state fair eligible.

****EDUCATIONAL DISPLAYS MUST BE PRESENT AT JUDGING ON TUESDAY!****

Class:

- 3999 Educational Display prepared by 7-8 year old
- 4001 Educational Display prepared by 9-11 year old
- 4003 Educational Display prepared by 12-14 year old
- 4005 Educational Display prepared by 15-18 year old

AWARDS: Class Champions & Class Reserve Champions will receive ribbons. Grand Champion & Reserve Grand Champion will receive rosettes.

Clothing Construction Sponsors

In Memory of Marilyn Church, Mary Effland
Mike & Denise Ehrlich
Aldrich Apothecary
Andres Ranch
Ann J. Sparke

Placing

Grand Champion-Senior
Reserve Grand Champion Senior
Grand Champion-Junior
Reserve Grand Champion Junior
Overall Champion-Clothing Construction

Type

Bag
Bag
Bag
Bag
Bag

CLUB BANNER EXHIBIT

Superintendent: Roxane Beck
Junior Superintendent: Jamie Beck

Special Rules

1. NOT STATE FAIR ELIGIBLE
2. A label is to be attached to the front lower left-hand corner (as you face it) of the banner giving the name of the club and county/district. Names of 4-H'ers is optional. Waterproof ink prevents smearing and is recommended for the label. Letters should be a minimum of 2" in height.
3. The club display should avoid using copyrighted materials whenever possible by originating their own work. Copyrighted and/or trademarked materials utilized in banners for endorsement or promotion instead of educational purposes will be disqualified and will not be displayed.
4. Each banner should illustrate a phase of 4-H work, which is being practiced by youth in 4-H, or promote 4-H in general.
5. Banners are a two-dimensional display, depicting one idea. Guidelines are listed below. Three-dimensional objects should NOT be attached to the banner.

6. Banners should be made out of flame-resistant material.
7. Dimensions are to be no less than 12 and no more than 16 square feet with no side less than 3'.
8. Banners must be hung on a rod strong enough to support the banner. On each end of the dowel rod there should be a chain 6" long. On the other end of the 6" chain, attach an "S" hook which will permit the banner to be suspended by the chains on the wire in the Exhibit Building. Banners mounted any other way risk not being displayed due to technical problems.
9. Banners should be made of materials that permit the banner to be folded or rolled without damaging .
10. A Champion and Reserve Champion will be awarded.

Basis for Evaluation:

1. **Educational Value** **40%**
 - A. Presents suggestions or striking facts that are simple in form and quickly grasped
 - B. Shows extent to which 4-H involvement meets a fundamental need
 - C. Promotes decision and action.
2. **Interest and Originality** **20%**
 - A. Presents original, unusual or striking method of exhibition
 - B. Holds interest of people until they have read or observed essentials of the message
 - C. Defines clearly one central idea.
3. **Appearance** **20%**
 - A. General appearance, artistic, neat and attractive
 - B. Can be viewed and read (if words are used) at distance up to 20'. Letters should be 2" in height.
4. **Quality of Display Materials** **20%**
 - A. Display must be made of materials that will permit the banner to be rolled or folded and displayed repeatedly without damaging the banner.
 - B. Banner must be minimum of 12 and maximum of 16 square feet with no side less than 3'.
 - C. Banners must be hung on a rod, strong enough to support the banner.

Class:

5000 4-H Banner

AWARDS: Grand Champion and Reserve Grand Champion banners will receive rosettes.

Club Banner Exhibit Sponsors

Morris County 4-H Foundation
 Morris County 4-H Foundation
 Morris County Fair Association
 Morris County Fair Association
 Morris County Fair Association

Placing

Grand Champion 4-H Club Banner
 Res. Grand Champion 4-H Club Banner
 All Purple Ribbon Winners
 All Blue Ribbon Winners
 All Red Ribbon Winners
 All White Ribbon Winners

Type

Award
 Award
 Cash
 Cash
 Cash
 Cash

CLUB RECORD BOOKS & NOTEBOOKS

Superintendent: Roxane Beck Jr. Superintendent: Jamie Beck

Special Rules

1. Read GENERAL RULES.
2. Limit each poster exhibit to one 22"X28" poster.
3. Consultation after judging completed if desired.

Class:

- 5000 Club Secretary's Record Book (ALL secretary books must be turned in to the Fair Secretary if not entered in competition)
- 5001 Club Reporter's Notebook
- 5002 Club Historian's Notebook
- 5003 Club Treasurer's Notebook
- 5004 Club Notebook – Miscellaneous.

AWARDS: Champion & Reserve Champion of each class will receive ribbons. A Grand Champion & Reserve will be chosen overall in Classes

Club Record Books Sponsors

John & Karen Lee
 John & Karen Lee
 Morris County 4-H Foundation
 Morris County 4-H Foundation

Placing

Champion - Reporter's Notebook
 Champion - Historian's Notebook
 Champion - Treasurer's Notebook
 Champion - Secretary's Notebook

Type

Cash
 Cash
 Cash
 Cash

CLUB HERDSMANSHIP

Special Rules

1. No entry required. All clubs with livestock (beef, swine, sheep, dairy, dairy goats, poultry and rabbits) automatically participate and will be judged.
2. Clubs will be judged on a daily basis each day of the fair.
3. Total possible points each day is 100.
4. Scorecard:

A.. Cleanliness or alley/stalls/pens.....	50
B. Arrangement of Exhibits	10
C. Appearance of Animals.....	20
D. Stall Cards	20
Total Possible Points (figured daily).....	100
5. A club must have 3 out of 4 areas to be considered for top herdsmanship award.

A. Cattle Sheep/Goats	C. Sheep/Goat
B. Rabbit/Poultry	D. Swine
6. Cattle must be displayed in the Beef Cattle Area of the barn between the hours of 9:00 a.m. and 5:00 p.m., unless they are being fitted for show. This requirement is for Beef Herdsmanship judging purposes.
7. A club successfully winning the traveling trophy three times will get to keep the trophy.

Club Herdsmanship Sponsors

Johnson Farms

Placing

1st Place Club

Type

Engraved Plaque

COMMUNICATIONS

Superintendent: Roxane Beck

Jr. Superintendent: Jamie Beck

Special Rules:

1. Read GENERAL RULES.
2. Limit each poster exhibit to one 22"x28" poster.
3. Consultation after judging completed if desired.
4. Not State Fair eligible. There is no class that they can be shown under.

5000—Educational Notebook

5001— Educational Poster

5002— Educational Display

AWARDS: Champions and Reserve Champions will receive rosettes.

DAIRY CATTLE

Superintendent:: Crystal Carson Junior Superintendent:

Special Rules

1. Read GENERAL RULES.
2. No exhibitor shall be allowed to compete who has been enrolled in dairy work less than 100 days.
3. Exhibitors are requested to be neatly and appropriately dressed (preferably in white) when showing animals.
4. Registration papers are not required at this Fair for purebred animals. Club members may exhibit two head of dairy animals in each class.
5. In order to be eligible to show, a cow must have been the property of the club member as a calf, yearling or must have been owned by the club member through at least one complete lactation previous to this Fair.
6. Lactating cows may be taken home after judging.
7. Absolutely no straw will be allowed in the barns. Wood chips will be available for sale at Agri Trails Coop. You are responsible for your own bedding.
8. The Champion & Reserve Champion Showman in age groups 7-9 and 10-13 will show against each other to determine the two top qualifiers for the Junior Division Round Robin Showmanship Contest.
9. **Pre-Entry is required by July 3 at MIDNIGHT using Fair Entry (www.fairentry.com).**
10. **ALL EDUCATIONAL EXHIBITS MUST BE PRESENT AT THE TIME OF THE JUDGING.**

Class:

- 2000 Senior Showmanship 14 - 18 yrs. old
- 2001 Intermediate Showmanship 10 - 13 yrs. old
- 2002 Junior Showmanship 7 - 9 yrs. Old

CLASSES:

- 2003 Heifer Calves born after September 1, 2018 - Purebred or Grade
- 2004 Heifer Yearlings born between September 1, 2017 and September 1, 2018
- 2005 Dairy Cows-Born before September 1, 2017

EDUCATIONAL EXHIBITS

- 2006 Educational Notebook
- 2007 Educational Poster
- 2008 Educational Display

AWARDS: Breed Champion & Reserve Champion will receive ribbons. Grand Champion Dairy Heifer & Reserve Grand Champion will receive rosettes.

Dairy Cattle Sponsors

Cindy Jensen, CPA
Hartman Masonry, LLC
Agri Trails Coop

Placing

Champion Dairy Showman
Grand Champion Dairy Animal
Reserve Grand Champion Dairy Animal

Type

Cup
Banner
Banner

DAIRY GOATS

Superintendent: Jeremy Thibodeaux

Registered, Recorded Grade and Grade Dairy Goats**Special Rules**

1. Read GENERAL RULES.
2. Entries will be placed in classes by age with the day of judging being the base date. Each exhibitor is limited to a maximum of two dairy goats per class. Only does are allowed to show.
3. Exhibitors are requested to be neatly and appropriately dressed (preferably in white) when showing animals.
4. All breeds will be shown together unless otherwise specified by the Judge or Department Superintendent.
5. The Champion and Reserve Champion Showman in age groups 7-9 and 10-13 will show against each other to determine the top two qualifiers for the Junior Division of the Round Robin Showmanship Contest.
6. Absolutely no straw will be allowed in the barns. Wood chips will be available for sale at Agri Trails Coop. You are responsible for your own bedding.
7. **Pre-Entry is required by July 3rd by MIDNIGHT using Fair Entry (www.fairentry.com).**
8. **ALL EDUCATIONAL EXHIBITS MUST BE PRESENT AT THE TIME OF THE JUDGING.**

Class:

- 2000 Senior Showmanship 14-18 yrs. old
- 2001 Intermediate Showmanship 10-13 yrs. old
- 2002 Junior Showmanship 7-9 yrs. old
- 2003 Junior Doe (up to 6 months of age)
- 2004 Junior Doe (7-12 months)
- 2005 Junior Doe (13-24 months, has never freshened)
- 2006 Senior Doe (12-36 months, freshened or in milk)
- 2007 Senior Doe (37 months of age or older, freshened or in milk)

EDUCATIONAL EXHIBITS

2008	Educational Notebook
2009	Educational Poster
2010	Educational Display

AWARDS: Class Champions & Reserve Champions will receive ribbons. Grand Champion Dairy Goat & Reserve Grand Champion will receive rosettes.

Dairy Goat Sponsors

Agri Trails Coop
Holmes Agency
Twin Lakes Liquor, Dave Fox
Cross 7 Cattle Co.

Placing

Grand Champion Dairy Goat
Reserve Grand Champion Dairy Goat
Champion Dairy Showman
Reserve Champion Dairy Showman

Type

Banner
Banner
Cup
Cup

DINING WITH YOUR PROJECT

Superintendent: Shandi Andres

- This contest is open to ALL 4-H members enrolled in any project. Participants will select a theme and display one place setting; including table covering, dishes, glassware, silverware, centerpiece and menu. This is a fun way to learn how to:
 - Properly set a table
 - Plan nutritious meals
 - Express originality and creativity choosing a theme around a project or can incorporate multiple projects.
 - Present to the judgeA neat, interesting, clean and attractive table setting makes any meal more enjoyable. Color, texture, design, and creativity are important. You will design a menu and have it printed and setting on the table. **DO NOT PREPARE THE FOOD** for the contest. You may prepare it at home and take a picture that could be displayed on your plate (optional). You must provide a card table to put the display on. Set-up will be from 12:30-1. Time slots for judging will be scheduled beginning at 1:00.
- You are required to pre-enter by July 3rd by MID-NIGHT using Fair Entry (www.fairentry.com).

EDUCATIONAL EXHIBITS:

5000: Table Display

SPONSOR

Shandi Andres
Shandi Andres

PLACING

Grand Champion
Reserve Grand Champion

TYPE

Award
Award

DOG

Superintendent: Michelle Poole Jr. Superintendents: Avery Lee

Special Rules:

Pre-entry is required by July 3rd at MIDNIGHT using Fair Entry (www.fairentry.com).

- Proof of up-to-date rabies vaccination (vaccination certificate or health certificate) signed by a graduate, licensed accredited veterinarian must be presented at registration on day of show to be eligible to compete. Current Distemper, Hepatitis, Parvovirus, Parainfluenza, and Bordetella are also required. Recent deworming is strongly recommended.
- Any abuse of dogs on grounds or in the ring will result in disqualification.
- No dog in season will be allowed on the grounds.
- A well-fitting collar of leather, chain, or fabric is to be used for Obedience and Rally Obedience; for Agility, a buckle or snap collar; for Showmanship, a show lead that serves as both collar & lead or a fine link chain collar, a "snake" chain or a fabric slip collar with a narrow, lightweight fabric or leather lead. No spiked, pinch, special training collars, and hanging objects from collars are allowed.
- Baiting dogs is not allowed.
- Dogs are not allowed to roam at large or accompany owner on Fairgrounds before, during or after a show.
- Any dog fouling the ring will receive a white ribbon.
- All educational display exhibits must be present at the time of Judging on Saturday. Educational Exhibits are NOT state fair eligible.

SHOWMANSHIP

-To be judged on alertness, grace and ease, coordination with dog and reaction of dog to handler with straight and even gait and movement of dog. In addition, entries will be judged on fitting of the dog: clean and well brushed, tone and condition of coat, healthy appearance, teeth, toenails, and eyes. Dog's coat condition will be judged also.

-Pee Wee class is not eligible for State Fair. All members, ages 9-18 years of age, with a blue or purple ribbon can compete in the State 4-H Dog Show. Showmanship is based on 100 points, with 95-100 for Purple; 90-94.5 for Blue; 80-89.5 for Red; and 79.5 & less for White.

Class:

- 3599** Pee Wee Showmanship (7 -8 years old)
- 3600** Junior Showmanship (9-11 years old)
- 3602** Intermediate Showmanship (12-14 years old)
- 3605** Senior Showmanship (15 years old & older)

OBEDIENCE COMPETITION

-All Pre-Novice exercises are "shown on leash". All exercises are same for Pre-Novice A, B, and C (Heel, figure 8, stand for exam, recall, one minute sit, and 3 minutes down)

-Members can enter only one dog per class.

-Pre-Novice classes are not eligible for State Fair.

-All members, ages 9-18 years of age, with a qualifying score of at least 170 points can compete in the State 4-H Dog Show. Once the member scores 170 points or greater with the same dog under two different judges, the member must advance to the next obedience level at the start of the next 4-H year. However, at any time that the leader, parent and member agree that the 4-H member and dog are ready to move to the next level, they may; but once that is done, they cannot regress back to a lower level.

Ribbon Groups: 190-200 for Purple; 170-189.5 for Blue; 150-169.5 for Red; and 149.5 or less for White.

Class:

- 3607** Pre-Novice A (First year handler and first year dog)
- 3608** Pre-Novice B (Second year handler with any dog)
- 3609** Pre-Novice C (Experienced handler 3 years or more with any dog)
- 3610** Novice (Experienced Handler with any dog. Heel and figure 8 on leash. All other exercises off leash. Stand for exam, heel, recall, one minute sit, three minutes down.)
- 3615** Graduate Novice: For those receiving a qualifying score in Novice in previous year. Heel on leash. Heel free and figure 8 off leash. Stand for exam off leash. Drop on recall. Three minute sit, handler out of sight. Five minute down, handler out of sight.

AGILITY TRAIL

-4-Her must exhibit in an Obedience class in order to compete in the Agility Trial.

-Dogs must be at least 6 months old before competing. However, to compete at the Kansas State Fair, the dog must be 12 months.

-All members, ages 9-18 years of age, with a blue or purple ribbon can compete in the State 4-H Dog Show. - Ribbon Groups: 190-200 for Purple; 170-189.5 for Blue; 150-169.5 for Red; and 149.5 or less for White.

Class:

- 3640** Agility Trial - Height of dog at withers is less than 15"
- 3641** Agility Trial - Height of dog at withers is between 15" to 20"
- 3642** Agility Trial - Height of dog at withers is over 20"
- 3643** Agility Trial - All dogs of any height showing Off Leash

EDUCATIONAL EXHIBITS

-Educational exhibits are NOT state fair eligible.

- 3644:** Educational Notebook
- 3645:** Educational Display. Display must be standard tri-fold board & not exceed 3 ft. wide X 4 ft. tall X 3 1/2 inches deep when open and standing. **No Pre-Entry is Required.**
- 3646:** Informational Poster. Must be a flat poster no larger than 22 inches X 28 inches. **No Pre-Entry is Required.**

****EDUCATIONAL DISPLAYS MUST BE PRESENT AT TIME OF JUDGING ON SATURDAY!****

AWARDS: Grand Champion and Reserve Champions will receive rosettes. Class Champions and Class Reserve Champions will receive ribbons.

<u>Dog Sponsors</u>	<u>Placing</u>	<u>Type</u>
Adam's Lumber	Champion Pee Wee Showman	Trophy
Richard & Karen Allen	Champion Junior Showman	Cup
Farm Bureau, Jason Fraizer	Champion Intermediate Showman	Cup
John & Michelle Poole	Champion Senior Showman	Cup
Alexander Art Works	Champion Pre-Novice A	Award
	Champion Pre-Novice B	Award
	Champion Pre-Novice C	Award
	Champion Novice	Award
	Champion Graduate Novice	Award
	Champion Agility	Award
	Reserve Champion Agility	Award

DUCT TAPE CONTEST

Superintendent: Roxane Beck

Jr. Superintendent: Jamie Beck

Special Rules

1. Read General Rules.
2. Exhibits are limited to one entry per 4-H Club.
3. Exhibit must be created using 90% duct tape.
4. Item may be made with any color duct tape.
5. Item should be made with a good clean wholesome nature. No vulgar or suggestive decorations will be allowed.
6. Exhibits will be judged based on the following criteria: 40% workmanship, 30% creativity, 20% appearance, and 10 % difficulty.

Class:

DT 4-H Club Duct Tape Entry

Awards: Grand Champion and Reserve Grand Champion will receive rosettes.

<u>Duct Tape Contest Sponsors</u>	<u>Placing</u>	<u>Type</u>
Morris County Fair Association	1 st , 2 nd & 3 rd place	Cash

ENERGY MANAGEMENT

Superintendent::

PHASE 1: ELECTRICAL AND ELECTRONICS

Class:

- 4600** AC Electric Projects. Electric projects with a 110 or 120 V alternating current (AC) power source. Examples include: household wiring demonstrations, small appliances extension cords, trouble lights, indoor or outdoor wiring boards, or shop lights. Projects may be a restoration or original construction. The project must be operational and meet minimum safety standards. No 240 exhibits allowed. Must be constructed such that judge have wiring access to examine the quality & safety of workmanship.
- 4601** DC Electric Projects. Electric projects with a battery or direct current power source. This class includes electric kits or original projects or demonstration DC powered projects. Examples include: wiring two or three way switches, difference between series/parallel lighting circuits or wiring doorbell switches. All DC electric projects must work with batteries supplied by 4-Her. Projects must be constructed such that the judge has access to examine the quality of workmanship.

- 4602** Electronics Projects. Electronic projects with a battery or direct current power source. This class includes electronic kits or original projects. Examples include: radios, telephones, toy robots, light meters, security systems, etc. May be constructed using printed circuit board, wire wrap, or bread-board techniques. Include instruction/assembly manual if from a kit. Include plans if an original project. Projects must be constructed such that the judge has access to examine the quality of workmanship.
- 4603** Educational Displays and Exhibits. The purpose of the educational display & exhibit is to educate the viewer about a specific area of the 4-H electrical or electronics project. The display or exhibitor should illustrate one basic idea. This class includes any educational displays, exhibits or science fair type projects which DO NOT have a power source, i.e. exhibits, posters or displays of wire types, conduit types, electrical safety, tool or motor parts identification or electrical terminology. Educational displays & exhibits are must be legible from a distance of 4 feet, using a maximum tri-fold size of 3 ft. x 4 ft.

PHASE 2: SMALL ENGINES

All exhibits should involve engines smaller than 20 horsepower for classes 4610-4612. Displays are limited to 4' wide and 4' deep-both upright and floor displays.

- 4610** Display-- Exhibit a display, selecting one of the following options: 1) a display identifying different engine or lawn and garden equipment parts or a display showing the function of the various engine or lawn and garden equipment parts; or 2) a display identifying and explaining the function(s) of different special tools needed for small engine work; or 3) a display illustrating and providing the results of any one of experiments that are included in the project books. No complete engines, lawn tractors, tillers, chainsaws are permitted or display. Maximum tri-fold size is 3' x 4'.
- 4611** Maintenance-- Exhibit a display that illustrates either 1) Routine maintenance procedures or 2) Diagnosing and trouble shooting specific problems in an engine No complete engines, lawn tractors, tillers, chainsaws, etc. are permitted for display, using a maximum tri-fold size of 3'x4'.
- 4612** Operation-Exhibit an operable small engine (no more than 20 HP) overhauled or rebuilt by the member. Include maintenance schedule for the engine and a brief description o steps taken by the member overhauling or rebuilding the engine. Maximum tri-fold size is 3' x 4'. Engine should contain no fuel in tank or carburetor.

PHASE3: ALTERNATIVE ENGERGY (a form of energy derived from a natural source such as the sun, geo-thermal, wind, tides or waves).

****All exhibits in this division are limited in size to standard, tri-fold, display boards (36"x48") and items may not extend beyond 12" from the back board. All displays must be self standing.****

- 4620** Educational Display-- Create an exhibit that addresses a focused topic related to power generated from a renewable energy source. The purpose of the exhibit is to inform and create awareness.
- 4621** Experiment-- Display an experiment addressing a problem or question related to power generated from a renewable energy source. Include hypothesis, background research, variables, a control, data, findings, conclusions and recommendations for future study.

AWARDS: Grand Champion & Reserve Champion will receive rosettes.

Energy Management Sponsors

Ann Waylan-Brakenridge

Placing

Champion Energy Management Exhibit

Type

Award

ENTOMOLOGY

Superintendent::

Junior Superintendent:

A 4-H member may exhibit in the ENTOMOLOGY COLLECTION, ENTOMOLOGY NOTEBOOK and/or EDUCATIONAL DISPLAY classes in the Beginning, Intermediate or Advanced phase in which they enroll. Resources for exhibiting can be found on the Kansas 4-H Entomology project page.

COLLECTION CLASSES

1. All entries should be submitted in an 18 x 24 x 3.5 inch wooden display box with a clear plastic top (such as Plexiglas). Boxes can be handmade or purchased as long as they are of the correct size. Please visit the website listed above for box instructions and plans.
2. 4-Hers may choose to use one of two taxonomies:
 - A. As printed in "Insects in Kansas" book or
 - B. As printed on the "Insects in Kansas Book: 2016 Revised Taxonomy", which follows www.bugguide.net.Each exhibitor is required to identify each box with two (2) identification labels bearing exhibitor's name, county or district, the collection class 4-Her is enrolled in and statement of taxonomy used. One label goes in the upper left corner of the box (inside) and the other on the lower right corner of the box (outside). Arrange specimens in the box so the box can be displayed lengthwise.
3. The number of orders, specimens (and families where required) must be included on both of the exhibitor's box identification labels. Only one adult insect per species can be used in the Collection Boxes and Notebook Classes, unless labeled as a male or female and correctly identified.
4. Arrangement of specimens: The preferred method is to arrange the insects in groups or rows parallel to the short sides of the box. Specimens are to be arranged by Order in the box, then Family where required.
5. Two labels will be centered on the pin beneath each specimen. First (closest to the specimen) is the common name label and the second label should include date/locality. Full county name and state abbreviation should be on the second label. Collector's name (or host) on the date/locality label is optional.
6. The specimens should be collected by the exhibitor and should focus on Kansas insects. Insects may be collected from one county into bordering states and labeled accordingly. Please refer to "Entomology Collection Exhibit Resource" for full details on out-of-state insects in collections.
7. Only specimens of the class Insecta should be included.
8. Purchased insects are not to be exhibited in collections, but they may be used in educational displays.
9. Specimens of off bodied insects such as aphids, lice, termites etc. should be exhibited in alcohol filled vials; however, the use of alcohol filled vials should be limited to only those specimens that lose their shape when pinned, since the vials pose a significant hazard to the rest of the collection if they become loose in transit.

4900- BEGINNING I ENTOMOLOGY COLLECTION

Display in one standard box a minimum of 50 and maximum of 125 species representing at least 7 orders. Follow the general guidelines listed for Collections. Members can exhibit in this class a maximum of 3 years, or until they receive a purple ribbon at the Kansas State Fair, whichever comes first.

4901- BEGINNING II ENTOMOLOGY COLLECTION

Display in one standard box a minimum of 75 and maximum of 150 species representing at least 9 orders. Follow the general guidelines listed for Collections. Members can exhibit in this class a maximum of 3 years, or until they receive a purple ribbon at the Kansas State Fair, whichever comes first.

4903- INTERMEDIATE ENTOMOLOGY COLLECTION

Display a minimum of 100 and a maximum of 300 species representing at least 10 orders. Two standard boxes can insects in any two of the following six orders: (Only two will be counted for judging)

- A) "Insects in Kansas" book – Orthoptera, Hemiptera, Homoptera, Coleoptera, Hymenoptera, and/or Diptera or
- B) "Insects in Kansas Book: 2016 Revised Taxonomy", which follows www.bugguide.net - Odonata, Orthoptera, Hemiptera, Coleoptera, Hymenoptera, and/or Diptera

On a piece of paper list what you did to improve your collection during the current year. Members can exhibit in this class a maximum of 3 years. A 4-H'er may move up if they receive a purple ribbon.

4905 - ADVANCED ENTOMOLOGY COLLECTION

Display a minimum of 150 and a maximum of 450 species representing at least 12 orders. Three standard boxes can be used. Follow the general guidelines listed for Collections. Family identification is required for all insects belonging to the six basic orders as outlined under the Intermediate phase. Only families in the above six orders will be counted for judging. Family identification of insects in the remaining orders is optional, but desirable as long as accuracy is maintained. On a piece of paper list what you did to improve your collection during the current year. Examples: what insects did you add or replace; what orders and/or families you added; what Leadership you provided in this project; and/or what insects you have studied. Attach paper to the back of one of the display boxes. Members may continue to exhibit in this class at the Kansas State Fair for an unrestricted number of years as long as they remain eligible for 4 H membership.

NOTEBOOK CLASSES

1. Individual entries are to be placed for display in a three-ring notebook for competition.
2. 4-Hers may choose to use one of two taxonomies:
 - A) As printed in "Insects in Kansas" book or,
 - B) As printed on the "Insects in Kansas Book: 2016 Revised Taxonomy," which follows www.bugguide.net.
3. 4-Hers who have been previously enrolled in or are currently enrolled in the other phases of the Entomology project need to start with the Beginning Phase of Entomology Notebooks, not the Introductory Phase.
4. Each exhibitor is required to identify the notebook by placing a Title Page in the front of the notebook bearing the exhibitor's name, county or district and class. 4-Her's enrolled in and statement of taxonomy used:
 - A) "Insects in Kansas" book or
 - B) "Insects in Kansas Book: 2016 Revised Taxonomy", which follows www.bugguide.net. The number of orders, specimens and families (required in Intermediate and Advanced classes) must also be included on the Title Page.
5. Specimen pages should be grouped according to order and should include one page per species. If more than one insect is in the photo, an arrow to indicate identified insect should be used.
6. Date, common name, full county name, state abbreviation and collector name should be included for each species. Collector's name on the specimen page is optional.
7. Specimen pages should have two different views of the insect if possible. If pictures are taken on different dates/localities, include information for both.
8. A statement describing the habitat where found/host plant may be included and is encouraged and will be worth a bonus 10 points total, not per page. For Intermediate and Advanced notebooks, this is strongly encouraged.
9. A divider page is to be placed in front of each order of insects with the order name printed on the tab for the page and also on the front of the divider page.
10. For the Intermediate and Advanced classes, insects are also to be grouped by family behind each order divider.
11. If the exhibitor has been in the same class for more than one year, a separate sheet of paper needs to be added stating how many years the exhibitor did this year to improve their notebook. Place the paper just behind the Title Page in the front of the notebook.
12. A special project must be completed each year and included in the notebook. See project guidelines for specifications.
13. Refer to the publication "[Entomology Collection Notebook Guidelines](#)" on the Kansas 4-H Entomology web page for more detailed rules for exhibiting.

4907- INTRODUCTORY ENTOMOLOGY NOTEBOOK

Display a minimum of 10 and a maximum of 30 insect species representing at least six different orders. Follow the general guidelines listed for Notebooks, including the Special Project. A 4-H member must be of minimum age to complete at the Kansas State Fair. A 4-H member may exhibit in this class for a maximum of two years.

4908 - BEGINNING II ENTOMOLOGY NOTEBOOK

Display a minimum of 20 and a maximum of 60 insect species representing at least 7 different orders. Follow the general guidelines listed for all Notebooks, including the Special Project. Members can exhibit in this class a maximum of 3 years or until they receive a purple ribbon at the Kansas State Fair, whichever comes first.

4909 - INTERMEDIATE ENTOMOLOGY NOTEBOOK

Display a minimum of 60 and a maximum of 100 species representing at least 9 orders. Follow the general guidelines listed for Notebooks, including the Special Project. In addition, family identification is required for all insects in any two of the following six orders: (Only two will be counted for judging)

A) "Insects in Kansas" book – Orthoptera, Hemiptera, Homoptera, Coleoptera, Hymenoptera, and/or Diptera or

B) "Insects in Kansas Book: 2016 Revised Taxonomy" which follows www.bugguide.net -

Odonata, Orthoptera, Hemiptera, Coleoptera, Hymenoptera, and/or Diptera.

A 4-H'er may exhibit in this class for a maximum of three years. A 4-H'er may move up if they receive a purple ribbon.

4910- ADVANCED ENTOMOLOGY NOTEBOOK

Display a minimum of 100 and a maximum of 200 species representing at least 12 orders. Follow the general rules listed for Notebooks, including the Special Project. Follow the general guidelines listed for notebooks. Family identification is required for all insects belonging to the six basic orders as outlined under the Intermediate phase. Only families in the above six orders will be counted for judging. Family identification of insects in the remaining orders is optional, but desirable as long as accuracy is maintained. Members may continue to exhibit in this class for an unrestricted number of years as long as they remain eligible for 4-H membership.

EDUCATIONAL DISPLAYS

1. Share with others what you learned in this project Exhibit any activity or learning experience related to the field of entomology or the Teaming with Insects curriculum that does not fit into Entomology Collection or notebook classes above.
2. Follow copyright laws as explained in General Rules.
3. The exhibit may be, but isn't limited to original works digital presentations (must provided printed hardcopy for exhibit purposes for duration of the fair), programs, websites, games, apps, display box, notebook, display or poster which you have made.
4. If the exhibit is a wooden display box, it must be 18 x 24 x 3.5 inches with a clear plastic top (such as plexiglass) and displayed horizontally. If the exhibit is a poster, it must not be larger than 22"x28". If the exhibit is a display, maximum size is not to exceed a standard commercial 3'x4' tri-fold display board.
5. Name and count/district must clearly be marked on educational exhibits.

4902 BEGINNING EDUCATIONAL EXHIBIT

Class for individuals that are exhibiting in the Beginning I and II Collection or Beginning Notebook Classes. If only exhibiting in this category, then ages 7-12.

4904 INTERMEDIATE EDUCATIONAL EXHIBIT

Class for individuals that are exhibiting in the Intermediate Collection or Intermediate Notebook Classes. If only exhibiting in this category, 11-14.

4906 ADVANCED EDUCATIONAL EXHIBIT

Class for individuals that are exhibiting in the Advanced Collection or Advanced Notebook Classes. If only exhibiting in this category, then ages 13 or older.

4902 - BEGINNING EDUCATIONAL DISPLAY

Class for individuals that are exhibiting in the Beginning I and II Collection or Beginning Notebook Classes. If only exhibiting in this category, then ages 9-12. Follow the general rules listed for the Educational Displays.

4904 - INTERMEDIATE EDUCATIONAL DISPLAY

Class for individuals that are exhibiting in the Intermediate Collection or Intermediate Notebook Classes. If only exhibiting in this category, then ages 11-14. Follow the general rules listed for the Educational Displays

4906 - ADVANCED EDUCATIONAL DISPLAY

Class for individuals that are exhibiting in the Advanced Collection or Advanced Notebook Classes. If only exhibiting in this category, then ages 13 or older. Follow the general rules listed for the Educational displays.

AWARDS: Grand Champion and Reserve Grand Champion will receive rosettes.

Entomology Sponsors

Powell's Autobody Shop

Placing

Grand Champion Entomology Exhibit

Type

Award

ENVIRONMENTAL SCIENCE

Superintendent: Roxane Beck

Jr. Superintendent: Jamie Beck

Special Rules:

1. Read GENERAL RULES.
2. Limit each poster exhibit to one 22"x28" poster.
3. Consultation after judging completed if desired.
4. Not State Fair eligible. There is no class that they can be shown under.

5000- Educational Notebook

5001- Educational Poster

5002- Educational Display

AWARDS: Champion and Reserve Champion will receive a rosette.

EXPLORING 4-H

Superintendent: Roxane Beck

Jr. Superintendent: Jamie Beck

Special Rules:

1. Read GENERAL RULES.
2. Limit each poster exhibit to one 22"x28" poster.
3. Consultation after judging completed if desired.
4. Not State Fair eligible. There is no class that they can be shown under.

5000- Educational Notebook

5001- Educational Poster

5002- Educational Display

AWARDS: Champion and Reserve Champion will receive a rosette.

FAMILY STUDIES

Superintendent: Roxane Beck

Jr. Superintendent: Jamie Beck

Special Rules:

1. Read GENERAL RULES.
2. Limit each poster exhibit to one 22"x28" poster.
3. Consultation after judging completed if desired.
4. Not State Fair eligible. There is no class that they can be shown under.

5000- Educational Notebook

5001- Educational Poster

5002- Educational Display

AWARDS: Champion and Reserve Champion will receive a rosette.

FASHION REVUE

Superintendent: Shilo King

Assistant/ Jr. Superintendent:

Special Rules

1. See GENERAL RULES.
2. Participants must qualify to exhibit at the Morris County Fair.
3. Participants will compete in three divisions (age as of January 1 of the current year). 4-Hers who are ages 7-9 will participate in the Junior Division, 4-Hers who are ages 10-13 will participate in the Intermediate Division, and 4-Hers who are 14 and older will participate in the Senior Division.
4. Exhibitors may model up to three outfits. However, no more than two purchased outfits may be modeled (only one per class) and no more than two constructed outfits may be modeled. Purchased clothing may be selected by the 4-H'er and constructed clothing must be constructed by the 4-H'er.
5. **A fashion revue entry form must be completed and returned to the Extension Office by July 3rd at 5 p.m. along with pre-entry using Fair Entry (www.fairyentry.com).**
6. A separate form is required for each entry. Intermediate and Seniors will complete cost per wear forms.
7. Judging will take place at the Community Building.
8. Participants are required to participate in the Public Style Revue on Tuesday, July 23, 2019.
9. No live animals may accompany participant; exceptions include service animals.
10. Participant may model only what can be worn. Garments cannot be carried. Contestants should use good sense in choosing items that are appropriate to be modeled publicly.
11. **ALL EDUCATIONAL EXHIBITS MUST BE PRESENT AT THE TIME OF THE JUDGING.**

Special Rules - PURCHASED APPAREL

1. The majority of the outfit must be purchased (not borrowed) and modeled by the 4-H'er or made by another individual for the 4-H'er if the fabric and pattern were chosen by the 4-H member.
2. Everything which is commonly considered an outer garment must be purchased by the 4-H member or constructed by another person (vest, jacket, dress, skirt, pants, coat, etc.)
3. Participants under age 14 January 1st of the current year will compete in the Junior Division and participants age 14 and over will compete in the Senior Division.
4. The Champion & Reserve Champion of the Sr. Boys division and Sr. Girls division will represent Morris County at the State Fair. Exhibitor can only compete at State Fair with 1 outfit.
5. Participants can model one outfit in each of two classes (see #4 above). NO part of an outfit may be used for another class excluding accessories and footwear.

JUNIOR GIRLS DIVISION PURCHASED APPAREL

Class:

- 5000 Casual Apparel for play and sports
- 5001 Casual Apparel for school and community events
- 5002 Dress Apparel (nice dress or separates)

JUNIOR BOYS DIVISION PURCHASED APPAREL

Class:

- 5003 Casual Apparel for play and sports
- 5004 Casual Apparel for school and community activities
- 5005 Dress Apparel (pants, shirt, tie and jacket)

INTERMEDIATE GIRLS DIVISION PURCHASED APPAREL

Class:

- 5006 Casual Apparel for play and sports
- 5007 Casual Apparel for school and community events
- 5008 Dress Apparel (nice dress or separates)
- 5009 Formal Apparel.

INTERMEDIATE BOYS DIVISION PURCHASED APPAREL

Class:

- 5010 Casual Apparel for play and sports
- 5011 Casual Apparel for school and community events
- 5012 Dress Apparel (pants, shirt, tie and jacket)
- 5013 Formal Apparel

SENIOR GIRLS DIVISION PURCHASED APPAREL

Class:

- 5014** Casual Apparel for play and sports
- 5015** Casual Apparel for school and community events
- 5016** Dress Apparel (nice dress or separates)
- 5017** Formal Apparel

SENIOR BOYS DIVISION PURCHASED APPAREL

Class:

- 5018** Casual Apparel for play and sports
- 5019** Casual Apparel for school and community events
- 5020** Dress Apparel (pants, shirt, tie and jacket)
- 5021** Formal Apparel

EDUCATIONAL EXHIBITS

- 5022** Educational Notebook
- 5023** Educational Poster
- 5024** Educational Display

AWARDS: Class Champions & Class Reserve Champions will receive ribbons. Grand Champion & Reserve Grand Champion in the boys and the girls division will receive rosettes.

Fashion Revue Sponsors

A/C Enterprises
Richard Lindgren
Triple L Consulting, Lisa Lee
Ann Waylan-Brakenridge
Prairie Post, Joann Kahnt

Placing

Champion Buymanship Girls - Sr.
Champion Buymanship Boys- Sr.
Champion Buymanship Girls-Int.
Champion Buymanship Girls - Jr.
Champion Buymanship Boys - Jr.

Type

Bag
Bag
Bag
Bag
Bag

CONSTRUCTED APPAREL

Participants can model up to two outfits (see #4 under Special Rules). A Senior Division Champion and Reserve Champion will be chosen from entrants aged 14 or older on January 1st of the current year to represent Morris County at the State Fair. Majority of the outfit must be constructed and modeled by the 4-H member who made the garment/outfit. Everything which is commonly considered an outer garment must be constructed (vest, jacket, dress, skirt, pants, coat, etc.). A sweater, blouse or shirt that is worn underneath another constructed garment can be purchased or made.

Class:

- 5025** Jr. Division - Age 7-13
- 5026** Sr. Division - Age 14 and Above

EDUCATIONAL EXHIBITS (not state fair eligible)

- 5027** Notebook
- 5028** Poster
- 5029** Display

AWARDS: Class Champions & Class Reserve Champions will receive ribbons. Grand Champion & Reserve Grand Champion will receive rosettes.

SPONSORS

Holmes Agency
Cindy Jensen, CPA

PLACING

Champion Construction - Sr.
Champion Construction - Jr.

TYPE

Bag
Bag

FFA—AG MECHANICS

Superintendent: Taylor Green

Special Rules

1. All entries must have been constructed, repaired in the high school Ag Department by an agricultural education student and a bona fide Kansas FFA member.
2. The exhibitor will furnish a T-rod stake with a movable base only (DO NOT DRIVE STAKE IN THE GROUND) for each project exhibited (only one sign for project.) Display boards will include: a project description; bill of materials, including all purchased items; list of skills and safety features performed; hours worked on project, only value is needed, return per hour is optional with entry card, on one surface only. The display board should be covered with plastic and/or individual sheets laminated. Pictures are encouraged but are limited to 1 8 1/2 x 11 page that would include 3-4 pictures or a collage of photos. Information revealing individual identification will be allowed. Judge will be scoring the projects on merit. A display board consisting of pictures is recommended for Class 5027 and 5028. The maximum size is 4x4 feet. The maximum size of display for classes 5022, 5023, 5024, and 5025 projects is 2 feet by 3 feet. If a display board is not present for each project exhibited, that project will not be judged.
3. "For Sale" signs are not permitted on individual projects, but the bill of material may contain a statement that the project is for sale. (On front side only).
4. Working drawings in Class 5022 are not allowed on display boards & points will be deducted during judging.
5. A chapter may enter one exhibit consisting of four individuals. Only one project from 5025 may be used to complete a Class 5026 exhibit.
6. Class 5027, Repair Projects, will be farm tractors.
7. Class 5027, Repair Projects, may be: field tillage, planting, harvesting, or chemical application equipment; a livestock and/or crops handling equipment.
8. The student responsible for the repair project in Class 5027 and 5028 will be present to appear before the judge and tell, in sequence, the repairs made to the equipment. A time for this presentation will be assigned when the project is unloaded at the fairgrounds.
9. Repair projects having adequate original finish need not be repainted for exhibition.

Class:

- 5000 Large Machinery & Equipment (more than \$2,200 construction cost justified in Bill of Material)
- 5001 Intermediate Machinery & Equipment (\$800 to \$2,200 construction cost justified in Bill of Material)
- 5002 Small Machinery & Equipment (\$100 to \$800 construction cost justified in Bill of Material)
- 5003 Micro project class (under \$100)
- 5004 Team Placing Chapter exhibits in AM2 must come from Class AM1
- 5005 Tractor Repairs
- 5006 Machinery Repair (Projects that have been rebuilt should remain as the original piece of equipment)
- 5007 Tractor Troubleshooting
- 5008 Small Gas Engine 8 hp and below
- 5009 Small Gas Engine 8.1 hp and above

AWARDS: Class Champions & Class Reserve Champions will receive ribbons. Grand Champion & Reserve Grand Champion will receive rosettes.

FIBER ARTS

Superintendent: Lizzy Buller Jr. Superintendent:

Special Rules

1. Identification Label:
 - (a) Type or print on 3" x 2 1/2" piece of cloth: class number, county or district, and exhibitor's name. Labels are available in the Extension Office.
 - (b) Sew or safety pin this ID label on the corner of flat article.
 - (c) For garments, attach ID label to the front left shoulder seam, left side of waistband, as if you were wearing the garment. Label each piece.
2. A member may enter FIVE exhibits in each class.
3. When articles, which are normally worn as a pair are exhibited, both articles must be shown together. Fasten articles together securely with yarn.
4. Special consideration will be given to articles which are of original design. Such articles should have a note attached explaining the original design.

5. The exhibitor should attach an index card, no larger than 3" x 5", with the entry form to give the judge any information on what parts of the exhibit they made, processes used, or other information which the exhibitor thinks would be helpful to the judge. For all items please indicate if item was made from a kit. For all items please indicate fiber content and specifically if they are made of at least 90% wool. For quilted items indicate who did the quilting and binding.
6. Exhibitors are expected to be enrolled in the Fiber Art project in which they are entered. When the exhibit is a sewed garment that also includes one or more Fiber Art techniques (i.e. knitting, crochet, needle arts, or patchwork and quilting), the determination of what division (Clothing or Fiber Arts) and class in which to enter will be left with the 4-H participant.
7. All exhibits which need to be hung MUST have the appropriate hanger, rod, wire or other mechanism attached in order to be properly displayed. Judges will consider the Exhibitor's age & years in the project.
8. Receiving a purple will qualify the 4-Her for the State Fair.
9. **ALL EDUCATIONAL EXHIBITS MUST BE PRESENT AT THE TIME OF THE JUDGING.**

Class:

- 4111** Crochet, an article including felted items (See Rule #5 Above)
- 4112** Knitting, an article including felted items, made by hand or by knitting machine (See Rule #5)
- 4113** Needle Arts, an article created by hand using any of the following techniques:
 - a) Embroidery and cross-stitch
 - b) Needlepoint
 - c) Candle wicking
 - d) Crewel
 - e) Lacework
 - f) Appliqué
- 4114** Patchwork and Quilting, an article. It is acceptable practice for the exhibitor to create the patchwork or quilted article and have someone else quilt it. (See Rule #5)
- 4115** Rug Making, acceptable techniques may include braiding, latch hook, tying, floor cloth, etc. Item should be used in the home.
- 4116** Spinning, a skein, minimum of 10 yards in length.
- 4117** Weaving, a woven article must have card attached describing the type of loom or process used. Woven wood reed baskets should be exhibited in Visual Arts.
- 4118** Ethnic Arts, an article associated with a specific country or culture. It is a practical skill that was developed to provide basic family needs such as apparel, home furnishings or décor. It is also defined as a method that has been maintained throughout history and passed on to others such as batik, a Swedish huck towel weaving, mud cloth, bobbin weaving, tatting etc. Members should attach information on the history of the ethnic fiber art, where it was used, by whom, how it was used, short description of the technique, etc.
- 4119** Macramé, an article
- 4120** Educational Exhibits, state fair eligible
- 4121** Miscellaneous Exhibit, NOT state fair eligible

AWARDS: Class Champions & Reserve Champions will receive ribbons. Grand Champion & Reserve Grand Champion will receive rosettes.

Fiber Arts Sponsors

Triple L Consulting, Lisa Lee
 Buller Ranch
 Flint Hills Weavers & Spinners Guild
 Plum Bazaar
 Buller Ranch

Placing

Grand Champion Exhibit
 Reserve Grand Champion Exhibit
 Overall Crochet & Knitting Exhibit
 Overall Needle Arts Exhibit
 Best Quilt

Type

Gift Card
 Gift Card
 Certificate
 Certificate
 Certificate

FIELD CROPS

Superintendent: Dana Mayer

Special Rules

1. Read GENERAL RULES.
2. Exhibit in this division need not be mature. Efforts should be made, however, to select as mature exhibits as possible. Uniformity is important.
3. Labels are required as to variety and class number.
4. Exhibitors must provide own container for each exhibit, see specific guidelines for other grains.
5. All classes calling for a gallon sample may have a 2 1/2-3 inch diameter cylinder placed in a glass gallon container to reduce the amount of grain to about three quarts
6. **ALL EDUCATIONAL EXHIBITS MUST BE PRESENT AT THE TIME OF THE JUDGING.**

CORN (10 ear exhibit)

Class:

- 2400 White, variety or hybrid must be named, shucked
- 2401 Yellow, variety or hybrid must be named, shucked

SORGHUM (10 ear exhibit)

Class:

- 2402 Hybrid grain sorghum. Hybrid must be named
- 2403 Hybrid forage sorghum, Exhibit to consist of the entire plant; no roots. Hybrid must be named.
- 2404 Other forage sorghums. Exhibit to consist of the entire plant; no roots. Variety must be named.

WHEAT (1 gallon sample)

Class:

- 2405 Soft Red Winter Wheat. Variety or hybrid must be named.
- 2406 Hard Red Winter Wheat. Variety or hybrid must be named.
- 2407 Hard White Wheat. Variety or hybrid must be named.

SUNFLOWERS

- 2408 Confectionery heads. 3 heads must be submitted.
- 2409 Confectionery seeds in jar. 1 gallon jar must be submitted.
- 2410 Oil seed heads. 3 heads must be submitted.
- 2411 Oil seeds in jar. 1 gallon jar must be submitted.

OTHER CROPS

Exhibit to consist of one-gallon sample of grain to be placed in a re-sealable plastic bag.

- 2412 Oats: Exhibit to consist of 1 gallon sample. Variety must be named.
- 2413 Barley: Exhibit to consist of 1 gallon sample. Variety must be named.
- 2414 Alfalfa: Exhibit to consist of 1 gallon sample. Variety must be named.
- 2415 Alfalfa Hay: Exhibit to consist of 1 flake or slice from a rectangular bale, or a 10 inch section cut cut from a round bale. The flake or slice should be approximately 6 inches in thickness and tied in 2 directions. Variety must be named.
- 2416 Native Grass Hay: 10 inch flake or slice, 6 inches thick and tied in 2 directions.
- 2417 Brome Grass: Exhibit to consist of 1 gallon sample of seed.
- 2418 Other Tame Grasses: Exhibit to consist of 1 gallon sample of seed.
- 2419 Soybeans: Exhibit to consist of 1 gallon sample of seed from most recent harvest. Variety must be named.
- 2420 Soybeans: Bundle of 5 plants from most recent harvest. Variety must be named.
- 2421 Edible field beans: Exhibit to consist of 1 gallon sample of seed from most recent harvest.
- 2422 Edible field beans: Bundle of 5 plants (with roots intact) from most recent harvest.
- 2423 Miscellaneous Crops: Exhibit to consist of 1 gallon sample of seed or 10 heads produced from current project. Variety must be named.
- 2424 Cotton: Provide 10 open bolls, not 10 plants. Place bolls in a bag that can breathe (not sealed plastic bag), so mold doesn't develop.
- 2425 Corn: Exhibit to consist of 1 gallon sample. Variety must be named.
- 2426 Cool Season Grass Hay (e.g., fescue, etc.): 10 inch flake or slice, 6 inches thick and tied in 2 directions. Variety must be named.
- 2427 Silage: This is NOT a state fair class.

EDUCATIONAL EXHIBITS

- 2428** Educational Notebook
- 2429** Educational Poster
- 2430** Educational Display
- 2431** Weed Control Exhibit

AWARDS: Class Champion Crop & Reserve Champion Crop will receive ribbons. Grand Champion Crop & Reserve Grand Champion Crop will receive rosettes.

Field Crops Sponsors

Jim and Madeline Lee
Rex-Materials Corporation of Kansas

Placing

Overall Grand Champion Field Crop
Top Hay Exhibit

Type

Banner
Award

FLORICULTURE

Superintendent: Valerie Hiegert

Special Rules

1. Read GENERAL RULES.
2. Limit of TWO entries per class. Each cut flower specimen must be of a different species.
3. Entries may be in decorative or disposable plastic containers (annuals & perennials can be in pop bottles.
4. Potted planted are not accepted.
5. Arrangements are limited to one square foot of table space.
6. All floral materials must be grown and/or collected by the exhibitors. Do not use purchased plant materials.
7. Classes 5604-5614 are NOT state fair eligible.
8. **ALL EDUCATIONAL EXHIBITS MUST BE PRESENT AT THE TIME OF THE JUDGING.**

Class:

- 5000** Annual Garden Flower, cut specimen, single stem
- 5001** Perennial Garden Flower, cut specimen, single stem
- 5002** Flower Arrangement, Fresh Flowers
- 5003** Flower Arrangement, Dried Plant Material, no fabric or plastic materials, must be home grown
- 5004** Houseplants , Foliage or Flowering, furnish saucers with exhibits
- 5005** Fairy or Miniature Garden-A miniature "scene" contained in an open container and featuring miniature or small, slow growing houseplants. The garden needs to have an imaginative theme and miniature accessories, i.e. bench, fence made from tiny twigs, small shell for a bath tub, etc. (This class is not supported at the Kansas State Fair.)
- 5006** Miscellaneous Floriculture - Anything Goes
- 5007** Biggest Sunflower, in diameter, 1 item, no premium will be awarded as there is no state fair class
- 5008** Cactus -no premium will be awarded as there is no state fair class
- 5009** Succulent -no premium will be awarded as there is no state fair class
- 5010** Patriotic Arrangement -no premium will be awarded as there is no state fair class
- 5011** Terrarium- no premium will be awarded as there is no state fair class

EDUCATIONAL EXHIBITS

- 5012** Educational Notebook
- 5013** Educational Poster
- 5014** Educational Display

AWARDS: Class Champions & Class Reserve Champions will receive ribbons. Grand Champion & Reserve Grand Champion Floriculture exhibits will receive rosettes.

Floriculture Sponsors

Neosho Gardens
Rex-Materials Corporation

Placing

Grand Champion Floriculture Exhibit
Reserve Grand Champion Floriculture Exhibit

Type

Gift Certificate
Gift Certificate

FOODS & NUTRITION

Superintendent: Melinda Small

Adult Assistants: Cynthia Schrader

Special Rules

1. No more than **FIVE** non-perishable food entries and **ONE** educational exhibit entry per 4-H member will be accepted. More than one entry may be made in the same class. Preservation items are **NOT** included in the 5 entries for tabulation.
2. Exhibit 3 cookies, 3 muffins, 3 breadsticks, 1 loaf of bread, etc. Small items such as cookies and rolls must be the same shape and from same recipe.
3. For snack mixes, place 1 cup of mix in food grade plastic bag. Do not use glass containers.
4. Under baked entries will be lowered one or more ribbon placing.
5. **DISPLAYING FOOD GUIDELINES To Follow:**
 - Place entire product - must be whole and uncut - on an aluminum foil covered board or plate (depending on size of the baked good).
 - Place & tape 4-H Food Label (class number & name, product, and name) on the bottom of plate, cardboard or container.
 - Place in food grade baggie big enough to hold entire baked item and board or plate.
 - Remember to put recipe card in a little baggie and attach to the top of product with the 4-H card underneath & staple to the right-hand lower corner.
6. Alcohol (ex. Wine, beer, and hard liquor) is not allowed as an ingredient in food entries. Entries with alcohol will be disqualified.
7. All unfrosted cakes must be exhibited in an upright position with the top crust showing, except for those cakes made with special designs such as bundt cakes. They should be shown with crust side down.
8. Food exhibitors will have the opportunity to auction their projects. See Food Auction Rules at the beginning of the Rules Section of this Fair Book for more information.
9. Each food item will receive a Purple, Blue, Red or White ribbon. A Champion and Reserve Champion exhibit will be selected from each age division to determine Champions. A "points per product" system will be used. In case of tie, the judge will make the final decision based on the level of difficulty. There will be only one Champion and one Reserve Champion in each age division.
10. Purple ribbons will identify items of State Fair quality.
11. Not more than one food item and one educational exhibit per 4-Her will be eligible for State Fair.
12. Members wishing to visit with the judge are to sign a schedule as products are entered.
13. For food safety purposes, any food with custard and dairy-based fillings and frosting (ex. cream cheese), raw eggs, flavored oils, "canned" bread or cakes in a jar, cut fresh fruit or any food requiring refrigeration (ex. Bacon) will be disqualified and not judged. Refer to K-State Research & Extension publication, 4-H888, Judge's Guide for Foods and Nutrition Exhibits, for information to help you make informed, safe food exhibit decision.
14. **A parent will be allowed to listen in on the consultation judging. However, they will not be allowed to visit with the judge until ribbons have been placed on all food products exhibited by the 4-Her. Failure to comply with this guideline will result in the product being lowered a ribbon placing.**

Class:

- | | |
|-------------|------------------------------------------------------------------------------------------------------------------------------------------------------------------------------------------------------------------------------------------------------------------------------------------------------------------------------------------------------------------------------------------------------------------------------------------------------------------------------------------------|
| 4299 | Age Group 7-8, Non-perishable food product |
| 4300 | Age Group 9-11, Non-perishable food product |
| 4302 | Age Group 12-14, Non-perishable food product |
| 4304 | Age Group 15-18, Non-perishable food product |
| 4306 | Food Gift Package (No alcoholic beverages will be accepted. Must contain at least three different non-perishable food products prepared by the 4-Her in a suitable container no larger than 18x18x18". On the back of the entry form, describe in 50 words or less the purpose of your gift basket. This entry will count as a non-perishable food product, not an educational display. Packaging material and containers will not be sold at the food sale unless exhibitor states otherwise. |
| 4307 | Food Flop - enter your "biggest cooking failure" to be judged. No ribbon or prize money awarded - just fair fun! |

EDUCATIONAL EXHIBITS

Exhibits can be on topics such as nutrition, food safety, food preparation, food groups, fitness, etc. The educational exhibit can be a poster, notebook or other display showing and describing something learned, a project activity done, a food-nutrition community service program, etc. Should relate to things done in the project in which the member is enrolled. Copyright rules will apply. Educational Exhibits are State Fair eligible.

Maximum poster size of 22" X 28" or display size of 3 ft. X 4 ft. Will be judged with 60% nutritive information and 40% on poster appearance. Must be able to attach poster to wall for display so do not use items on poster that will not hang. Name and county/district must be clearly marked on all exhibits.

Note: A collection of you favorite recipes in a recipe box or notebook does not constitute an educational exhibit.

ALL EDUCATIONAL EXHIBITS MUST BE PRESENT AT THE TIME OF THE JUDGING.

Class:

- 4310** Educational Exhibit prepared by 7-8 year olds
- 4311** Educational Exhibit prepared by 9-11 year olds
- 4312** Educational Exhibit prepared by 12-14 year olds
- 4313** Educational Exhibit prepared by 15-18 year olds

FOOD PRESERVATION

Special Rules

1. Read GENERAL RULES.
2. Members may exhibit in each class. However, member can only enter one exhibit per class.
3. All exhibits must be preserved in the current club year.
4. Recommended recipes and processing methods must be used and must be adjusted for altitude based on your processing location, or it will be disqualified. Recipes must be from 1995-present. Processing methods that will be disqualified include: open canning, over canning, and sun canning and using electric multi-cookers. Untested recipes will be disqualified for food safety reasons. Tested recipe resources include: K-State Research and Extension Food Preservation publications; Other University Extension Food Preservation publications; USDA Complete Guide to Home Canning; So Easy to Preserve, 6th Edition, The University of Georgia Cooperative Extension Service; Ball Blue Book Guide to Preserving; Ball Complete Book of Home Preserving; All New Ball Book of Canning and Preserving; Canning mixes (i.e. Mrs. Wage's, Ball); Pectin manufacturers (i.e. Sure-Jell Ball); <http://www.rrc.k-state.edu/preservation/recipes.html>
5. Alcohol is not allowed as an ingredient in food preservation entries. Entries with alcohol in the recipe will be disqualified and not be judged.
6. Exhibits must be sealed in clean, clear standard canning jars with matching brand (ex. use Ball lids on Ball jars) two piece lids. Do not use colored jars. Do not add fancy padded lids, fabric over wraps or cozies as they interfere with the judging process. For food safety reasons, the size of jars used must be no larger than the jar size stated in the recipe. No fancy packs unless recipe states to do so (ex. Pickled asparagus). Jars must be sealed when entered. For food safety reasons, the size of jars must not be larger than the jar size stated in the recipe. Note: There are now 12-ounce and 24-ounce canning jars available and may be used. Use pint jar processing recommendations for 12-ounce jars. Use quart jar process recommendations for 24-ounce jars and 28-ounce (in two places).
7. Each jar exhibited must be labeled. The label must not cover brand name of jar. The label must give: Class Number, Division, Product, Canning Method, Process Time, Pressure (psi), Altitude where Processed, Name and County/District, and Processing Date. Templates to make adhesive labels can be found at: https://www.kansas4-h.org/events-activities/fairs/kansas-state-fair/docs/foods-and-nutrition/Foods_Label.pdf.
8. Each exhibit must have the complete recipe and instructions attached with the entry or it will be disqualified. Recipes must include recipe source, date of publication, and altitude of residence.
9. Dried Foods-One kind of dried food product exhibited in a small canning jar. If dried food product is not in a canning jar, it will be lowered one ribbon rating. Suggested amount: 1/3 - 1/2 cup, or three or four pieces per exhibit. All meat jerky must be cooked to an internal temperature of 160 degrees F before or after drying. Dried products must include the recipe and preparation steps. Jerky not heated to an internal temperature of 160 degrees F will be disqualified and not judged.
10. Purple ribbons will identify items of State Fair quality. Member may take two exhibits to the State Fair, but only one entry per class.

Class:

- 4350 Sweet Spreads (Fruits and/or Vegetables), Syrups
 4351 Fruits, Juices, Fruit Mixes (Salsas, Pie Fillings, etc)
 4352 Low Acid Vegetables (green beans, corn, etc or vegetable mixtures)
 4353 Pickles (fruit or vegetable), Fermented Foods and Relishes and Chutney
 4354 Tomato/Tomato Products, Tomato Juice and Tomato Salsas
 4355 Dried Meats
 4356 Dried Foods;

AWARDS: Class Champions & Class Reserve Champions will receive ribbons. Grand Champion and Reserve Grand Champion will receive rosettes.

Foods Sponsors

Steve & Diane Euler, Dwight
 Steve & Diane Euler, Dwight
 Steve & Diane Euler, Dwight
 Steve & Diane Euler, Dwight
 Anna Carroll

Placing

Grand Champion—Age 7-8
 Grand Champion—Age 9-11
 Grand Champion—Age 12-14
 Grand Champion—Age 15-18
 Judge's Choice Awards (5)

Type

Cookbook
 Cookbook
 Cookbook
 Cookbook
 Award

FORESTRY

Superintendent: Junior Superintendents:

Special Rules

- See GENERAL RULES.
- Each member may enter up to two exhibits in 4-H Forestry but only one entry per class. Participants can exhibit in a collection phase and one other class, 5104-5109, or they may exhibit in any two non-collection classes, 5104-5109.
- All leaf exhibits are to be mounted on a 8" x 11" heavy stock paper and placed in loose leaf binders. (Magnetic, adhesive filler sheets, or sheet protectors for photographic prints are recommended.) Twigs and fruit collections may be exhibited in what ever manner you choose . **Maximum tri-fold size is 3"x4'. Resources for exhibiting are located on the Kansas 4-H forestry project page : <https://www.kansas4-h.org/projects/agriculture-and-natural-resources/plant-sciences/forestry.html>.**
- Name, club, age, and year in project should be on front cover or in a prominent location
- Leaves should be identified with an appropriate label located near the leaf on the same page. These labels should include (1) the proper common name as listed in the 4-H Bulletin 334, List of Native Kansas Forest Trees (<https://www.bookstore.ksre.ksu.edu/pubs/4H334.pdf>), (2) location where collected, (3) date (day, month, year) or (month, day, year) collected.
- For ideas on mounting see the Forestry Project Booklet.
- Divide specimens into the following two sections: Native Kansas Trees and Non Native Trees. (<https://www.bookstore.ksre.ksu.edu/pubs/4H334.pdf>)
- New specimens are those specimens collected using the current 5 4-H year and cannot be a duplicate tree species of previously displayed specimens.
- Group specimens according to the years collected (ex. "old-previous years" and "new")
- Variations of varieties do not count as different species or specimens.
- When replacing previously displayed samples, due to degradation, improper mounting or incorrect identification, the specimen label must also be updated. Replacements do not count as new specimens. Replacements should be displayed in the "old previous" section of the display.
If you retrieve information for your forestry exhibit, you must include a reference citation to the source.
- If you retrieve information for your forestry exhibit, you must include a reference citation to the source.
- In all leaf collections exhibit one complete leaf where possible. If leaf is too large, exhibit as much as possible. Sketch in reduced scale the entire leaf and illustrate where the exhibited portion is from. Note: A "leaflet" is incorrect when displayed as the complete leaf for the tree.
- All work must show originality. Leaf collections and displays should not closely resemble work done by others in the same club.

Knowing Trees as Individuals (Leaf Collections)

5100 Forestry Collection (choose either: A or B)-only those exhibiting at the fair for the first year for the first year may enter this class.

- A.** Exhibit a minimum of 10 different leaves from native Kansas trees collected within the year. Exhibit can include non-native leaves in addition to the required number of leaf specimens collected from native Kansas trees.
- B.** Exhibit a minimum of 5 native Kansas trees showing leaf, twig and fruit from each species collected.

5101 Forestry Collection (choose either: A or B)- This class is open to those exhibiting either for the first or second time at the fair.

- A.** Exhibit a minimum of 20 different leaves (including 10 new specimens) from native Kansas trees. Exhibit can include non-native leaves in addition to the required number of leaf specimens collected from native Kansas trees.
- B.** Exhibit a minimum of 10 native trees showing leaf, twig, and fruit from each species collected. 0 This exhibit must include 5 new leaf, twig and fruit specimens.

5102 Forestry Collection (choose either: A or B)- This class is open to those exhibiting either for the third or fourth time at the fair.

- A.** Exhibit a minimum of 30 different leaves (including 10 new specimens) from native Kansas trees. Exhibit can include non-native leaves in addition to the required number of leaf specimens collected from native Kansas trees.
- B.** Exhibit a minimum of 15 native trees showing leaf, twig, and fruit from each species collected. This exhibit must include 5 new leaf, twig and fruit specimens.

5103 Forestry Collection (choose either A or B)- This class is open to those exhibiting for the fifth time or more at the fair.,

- A.** Exhibit a minimum of 40 different leaves (including 20 new specimens) from native Kansas trees. Exhibit can include non-native leaves in addition to the required number of leaf specimens collected from native Kansas trees.
- B.** Exhibit a minimum of 20 native Kansas trees showing leaf, twig, and fruit from each species collected. This exhibit must include 10 new leaf, twig and fruit specimens.

PHASE : How A Tree Grows

5104 Notebook-Entry may include a project notebook with 10 or more seeds collected with pictures showing a germination study or a mounting of a thin section of wood cut from the end of a log or top of stump labeled with information such as kind of wood & age of tree when cut or exhibits an illustration of how a tree grows.

PHASE: Tree Appreciation

5105 Notebook: Entry may include a research or reporting project notebook with no more than 10 pages based on the exhibitor's selected tree. Exhibit must be a different species of tree each year. This notebook may include sketches, drawings, pictures, a story, or any other things which will help tell about the tree you have selected.

PHASE: Growing and Protecting Trees

5106 Display/Notebook: Entries requires a display, or project notebook, telling about project and pictures before, during and after planting seedlings, a container tree, or a balled and burlapped tree. Maximum tri-fold size is 3'x4'.

PHASE: Tree Culture

5107 Display/Notebook: Entry requires a display or project notebook showing your project work and includes pictures of before, during and after wood lot improvement. **Maximum tri-fold size is 3 ft. x 4 ft.**

PHASE: How Forests Serve Us

5108 Entry may include collected wood samples (all or partial) and 2 page essay. Wood sample display to be mounted on poster board or any stiff material no larger than a 3 ft. x 4 ft. tri-f old. Essay should be displayed in a covered binder.

PHASE: Educational/Creative Exhibit

- 5109 Entry must be directly related to tree identification or Forestry. Type of exhibit is open (notebook, poster, collection box, etc.) given a maximum tri-fold size of 3 ft. x 4 ft. Care should be taken to use durable materials that will withstand State Fair conditions. This is a good class to exhibit an unusual collection.

AWARDS: Class Champions & Class Reserve Champions will receive ribbons. Grand Champion & Reserve Grand Champion in each division will receive rosettes.

Forestry Sponsors

Twin Lakes Trophy Hunting LLC

Placing

Grand Champion Forestry Exhibit

Type

Award

GEOLOGY & LAPIDARY

Superintendent::

Special Rules

1. The exhibit box should be 18"x24"x3 1/2". Plexiglass covers are required. Boxes with glass covers WILL NOT be accepted.
2. All specimens are to be arranged across the narrow (18") dimension of the exhibit box, making the exhibit 18" across the top and 24" deep exactly.
3. If a box has a sliding Plexiglass cover, it must be removable from the top. Screws, locks, or other devices that would prevent judges from removing the cover should not be used.
4. For Lapidary classes only, the dimensions of the box should be appropriate for the display, but should not exceed 18"x24"x3 1/2".
5. Each exhibitor is required to identify each display box by placing an identification label bearing name, county and number of specimens in the upper left-hand corner of the Plexiglass cover (inside-use clear double-sided tape to adhere gummed labels), and by attaching a label with the same information on the lower right corner of the box (outside).
6. Specimens should be labeled with the number of the specimen, date collected, specimen name or description and locality where collected.
7. Specimens should be mounted in the box by the proper groups - rocks, minerals, and fossils.
8. Out-of-state specimens may be exhibited in a marked section of the display box, but these are not to comprise the major portion of the exhibit. Out-of-state specimens will not count in the minimum number for the class nor will they be considered in the judging.
9. Exhibitor may enter in both Geology and Lapidary classes.

PHASE 1: GEOLOGY

Class:

- 5200 **Geology:** Display at least 15 different rocks, minerals or fossils collected during the 4-H year. Exhibitor is limited to one exhibitor box. Only those exhibiting at State Fair for the first time may enter this class.
- 5201 **Geology:** Display at least 30 different rocks, minerals or fossils, at least 5 of each. **Fifteen must be collected during the current 4-H year.** Exhibitor is limited to one exhibit box. This class is open to those exhibiting either first or second time at State Fair.
- 5202 **Geology:** Display at least 45 rocks, minerals or fossils, at least 5 of each. **Fifteen must be collected during the current 4-H year.** Exhibit limited to two boxes. This class is open to those exhibiting either the third or fourth time at State Fair. Identify the rocks as igneous, metamorphic or sedimentary. These rock types must be spelled out on labels or have a legible key.
- 5203 **Geology:** Display at least 60 rocks, minerals or fossils, at least 5 of each. **Fifteen must be collected during the current 4-H year.** Exhibit limited to two boxes. This class is open to those exhibiting the fifth time or more at the State Fair. Identify the rocks as igneous, metamorphic or sedimentary. These rock types must be spelled out on labels or have a legible key.
- 5204 **Geology Educational Exhibit:** Exhibit relating to everyday living; or to a mineral test, a rock formation, geological history, species of a fossil, forms of one mineral, a variation of one kind of rock, archaeological artifacts, or Indian artifacts. Digital formats are accepted. Please make arrangements for the judge to view your exhibit & have a hard copy for display. Exhibit limited to 4 feet of table space. **Care should be taken to use durable materials that will withstand State Fair conditions.** Exhibitor may show in the class regardless of number of times he/she has exhibited at State Fair or whether exhibitor has entries in classes O1, O2, O3 or O4. Exhibitor may also exhibit in lapidary class.

- 5205 Mineralogy:** Display a minimum of 15 mineral specimens collected in Kansas, at least 5 of which have been collected during the current 4-H year. The minerals are to be grouped by mineral class (ie: Carbonates, Oxides, Silicates) and at least 3 classes must be represented. The member must use one standard display box (see rule #1). The specimens must be labeled with the number of the specimen, date collected, name of specimen, county where collected and chemical composition (ie: CaCO₃ for calcite), if known.

PHASE 2: LAPIDARY

All lapidary specimens should be labeled with the following information:

- Specimen Name
- Place of origin (country, state, or county; county required for Kansas specimens)
- Purchased or self-collected
- Date lapidary treatment began
- Date lapidary treatment completed (treatment completed after the State Fair is considered a new year specimen).

- 5300 Lapidary:** Display at least 5 varieties of polished (tumbled) specimens and 5 varieties of unpolished specimens that have not yet received lapidary treatment. These do not have to be an example of “before and after”, nor do they have to be self-collected. Locales must be identified. Only those exhibiting lapidary at the State Fair for the first time may exhibit in this class.
- 5301 Lapidary:** Display before-and-after examples of at least 3 varieties of specimens, at least 2 tumble-polished and 2 unpolished of each. There is no requirement that the 4-H'er collect any of these. Locales must be identified. Lapidary work should be done during the current 4-H year.
- 5302 Lapidary:** Display before-and-after examples of at least 6 varieties of specimens, at least 2 tumble-polished and 2 unpolished of each. At least two varieties should be collected from the native site by the 4-H'er, at least one of which comes from Kansas. Locales must be identified. Lapidary work on at least three varieties should be done during the current 4-H year.
- 5303 Lapidary:** Display before-and-after examples of at least 9 varieties of specimens, at least 2 tumble-polished and 2 unpolished of each. At least three varieties should be collected from the native site by the 4-H'er, at least two of which comes from Kansas. Locales must be identified. Lapidary work on at least three varieties should be done during the current 4-H year.
- 5304 Lapidary:** Exhibit at least 6 specimens that have not previously been exhibited, which have received lapidary treatment. Lapidary treatment may consist of polishing, and end, face, or flat lapping. Specimens must represent at least 3 different varieties and include at least three cabochons of any size or shape, only one of which may be free-formed. A cabochon is a style of cutting in which the top of the stone forms a domed or curved convex surface. Three of the specimens must be mounted into jewelry findings.

AWARDS: Class Champions & Reserve Champions will receive ribbons. Grand Champion & Reserve Grand Champion will receive rosettes.

Geology/Lapidary Sponsors

In Memory of Joe Glotzbach

Placing

Overall Grand Champion

Type

Award

HAND PETS

Superintendent: Denise Ehrlich

Special Rules:

1. **Pre-Entries are due by MIDNIGHT on July 3rd using Fair Entry (www.fairentry.com).**
2. All exhibitors must be enrolled in the Hand Pet Project.
3. Cage or tank must be provided by the 4-H'er.
4. One (1) Entry per class per 4-H'er.
5. Pet must be owned and cared for by the 4-H'er.
6. Pet is shown “at the own risk” of the exhibitor.
7. Pet must stay in their enclosure, handling only during the judging.
8. Ferrets must be current, with proof from a veterinarian, on rabies and distemper vaccines.
9. Ferrets must be neutered and descented.
10. Hand Pets are released following the show.
11. Ribbons and Premiums will be awarded for all hand pet classes.
12. **All educational displays must be present at the time of judging on Wednesday.**

Classes:

- 6000: Reptiles
- 6001: Rodents
- 6002: Birds
- 6003: Invertebrates
- 6004: Amphibians
- 6005: Fish
- 6006: Other

Educational Exhibits:

- 6007: Educational Notebook
- 6008: Informational Poster. Must be a flat poster no larger than 22 inches X 28 inches. **No Pre-Entry is Required.**
- 6009: Educational Display. Display must be standard tri-fold board & not exceed 3 ft. wide X 4ft. tall X 3 1/2 inches deep when open and standing. **No Pre-Entry is Required.**

****ALL EDUCATIONAL DISPLAYS MUST BE PRESENT AT THE TIME OF JUDGING ON WEDNESDAY.****

AWARDS: Class Champion and Class Reserve Champion will receive ribbons. Grand Champion and Reserve Grand Champion will receive rosettes.

Hand Pet Sponsors

Mike & Denise Ehrlich
Mike & Denise Ehrlich

Placing

Grand Champion Hand Pet
Reserve Grand Champion Hand Pet

Type

Award
Award

HEALTH & WELLNESS

Superintendent: Roxane Beck
Jr. Superintendent: Jamie Beck

Special Rules:

1. Read **GENERAL RULES**.
2. Limit each poster exhibit to one 22"x28" poster.
3. Consultation after judging completed if desired.
4. Not State Fair eligible. There is no class that they can be shown under.

- 5000--Educational Notebook
- 5001-- Educational Poster
- 5002-- Educational Display

AWARDS: Champions and Reserve Champions will receive rosettes.

HOME ENVIRONMENT

Superintendent: Cheryl Downes

Special Rules

1. An entry card must be attached to the exhibit with safety pin(s) or tape and string.
2. A member may make only one exhibit in this division.
3. A summary including plans, explanation of how the items were made or refinished, and how it fits into the color and design of the room. Summary could also include project inspiration, challenges, who helped you, and any other information that could be helpful to the judge. Summary should be in a plastic protective sleeve and attached to exhibit.
4. Projects with missing or insufficient summary will be lowered one ribbon placing (i.e. a blue ribbon exhibit will receive a red ribbon.)
5. Exhibits should be of high quality (as compared to quick, simple crafts) suitable for use in the home several months throughout the year. Holiday specific items are discouraged.
6. A purple ribbon indicates eligibility for State Fair participation.

Class:

- 4400** Single Exhibit. An article (furniture, fixtures, interior or exterior, etc.) made or refinished by the 4-H'er for the home. Must include attached summary.
- 4401** Design Board. Boards must be on foam core or a standard tri-fold display. Include: color scheme, wall treatment, floor treatment, samples, etc. and/or floor plan for a room. Must include attached summary.
- 4402** Notebook. Notebooks may include floor plans, swatches, colors, stories, photographs, and project records which detail what was accomplished this year with a given indication of long-term plans. Notebooks should also include project inspiration, challenges, who helped you, and any other information that could be helpful to the judge. Additional summary is not required for Notebook exhibits.
- 4403** Group Exhibit. An article made or refinished by the 4-H'er for the home. (Class is not available at the Kansas State Fair.)

* Notebook, poster or displays may include swatches, colors, stories, photographs and project records which detail what was accomplished this year with a given indication of long-term plans.

AWARDS: Class Champions & Class Reserve Champions will receive ribbons. Grand Champion and Reserve Grand Champion will receive rosettes.

Home Environment Sponsor

Barb Bowman

Placing

Grand Champion Home Environment Exhibit

Type

Award

HORSE

Superintendent:: Janon Johnson

Jr. Superintendent: Chancy Johnson

Horse Show to be held at Outdoor Arena

Special Rules

1. Read GENERAL RULES. 4-H ID papers are required.
2. **Pre-Entry for Horse Show is required & must be submitted ONLINE through Fair Entry (www.fairentry.com) by July 3rd at MIDNIGHT.**
3. There will ONLY be two (2) calls per class. Gate will be closed after these 2 calls.
4. Age of colts will be computed from January 1 of calendar year born.
5. Only mares and geldings may be shown at halter and under saddle with the exception of weanling stallions.
6. 4-H horse show rules from the new Kansas 4-H Horse Show Rule Book will be followed with the exception of rules stated in the county fair book. This fair book supersedes all other rules.
7. The top two showmen in the 7-9 and 10-13 age groups will compete to determine the two qualifiers who will compete in the Junior Division of the Round Robin Fitting and Showing Contest.
8. The Champion and Reserve Champion Stock and Non-stock horses and Champion and Reserve Champion pony will show for Grand Champion and Reserve Grand Champion Halter Horse.
9. Stock type includes, but is not necessarily limited to: Appaloosa, Buckskin, Palomino, Paint and Quarter Horse. These divisions should take into account breed differences in head carriage and animation.
10. Non-stock types includes, but is not limited to: American Saddlebred, American Show Horse, Arabian, Morgan, Pinto and Thoroughbred. These divisions will take into account breed differences in head carriage and animation.
11. Entire arena shall be used for all events, with the exception of Western Lead-Line. At the Judge's discretion, partial use of the arena is permitted.
12. A horse may be rode in both 4-H and Open Class shows by different riders because the shows are run together.
13. Horses can only be shared by IMMEDIATE family (parents/guardian and siblings).
14. **ALL EDUCATIONAL DISPLAYS NEED TO BE PRESENT AT TIME OF JUDGING.**

HALTER CLASSES -

Class:

- 3000** Senior Showmanship 14-18 yrs. Old
- 3001** Intermediate Showmanship 10-13 yrs. old
- 3002** Junior Showmanship 7-9 yrs. old
- 3003** Senior Horseless Horse Showmanship (Ages 14-18)
- 3004** Intermediate Horseless Horse Showmanship (Ages 10-13)
- 3005** Junior Horseless Horse Showmanship (Ages 7-9)
- 3006** Stock Type Weanling Fillies
- 3007** Stock Type Yearling Fillies
- 3008** 2 & 3 Year-Old Stock Type Fillies
- 3009** Aged Stock Type Mares
- 3010** Stock Type Brood Mares
- 3011** Stock Type Weanling Geldings
- 3012** Stock Type Yearling Geldings
- 3013** 2 & 3 Year-Old Stock Type Geldings
- 3014** Aged Stock Type Geldings
- 3015** Non-Stock Type Weanling Fillies
- 3016** Non-Stock Type Yearling Mares
- 3017** 2 & 3 Year-Old Non-Stock Type Fillies
- 3018** Aged Non-Stock Type Mares
- 3019** Non-Stock Type Brood Mares
- 3020** Non-Stock Type Weanling Geldings
- 3021** Non-Stock Type Yearling Geldings
- 3022** 2 & 3 Year-Old Non-Stock Type Geldings
- 3023** Aged Non-Stock Type Geldings
- 3024** Pony, Mare or Gelding (all ages, any horse 56" and Under)

AWARDS: Champion & Reserve Champions will receive ribbons. Grand Champion & Reserve Grand Champion Halter Horses will receive a rosettes.

PERFORMANCE & TIMED EVENTS -

Additional Rules for Performance & Timed Events

1. Please notify the announcer of any saddle or clothes change that might cause a delay. If need be, there will be a break provided for saddle and clothing changes between classes.
2. An exhibitor may enter the Walk-Trot Horsemanship and the Western Pleasure Walk-Trot classes OR the regular Horsemanship and Western Pleasure classes, but not both.
3. Exhibitors may show in only one western pleasure class (including "Novice").
4. If class entries are considered insufficient to hold a class (less than five entries), show management has the option to combine Western Classes (stock type with non-stock type and/or pony western pleasure) within an age classification.
5. For Ranch and Pleasure classes, there must be a different rider/horse combination.

4-H High-Point Performance Rules

1. High-Point Performance Horse Awards will be given in all three age groups.
2. High-Point qualifying classes are: Showmanship, Hunter Under Saddle, Western Pleasure, Western Horsemanship, Reining and Trail.
3. 4-Her must ride/use the same horse in all point qualifying classes.
4. Points will be awarded according to Ribbon Placing – Purple = 40 points; 1st Blue = 30 2nd Blue = 29 points etc.; 1st Red = 20 points, 2nd Red = 19 points etc; 1st White = 10 points 2nd White = 9 points etc.

In case of a tie, the tie will be broken by rank in showmanship.

4-H High-Point Timed Events Rules

1. High-Point Timed Events Horse Awards will be given in all three age groups.
2. High-Point qualifying classes are: Pole Bending, Barrel Racing and Flag Race.
3. 4-Her must ride the same horse in all point qualifying classes.
4. Points will be awarded according to class placing – 1st place = 10 points; 2nd place = 9 points; 10th place = 1 point. **In case of a tie, the tie will be broken by fastest average time in all 3 events.**

4-H High-Point Ranch Rules

1. High-Point Ranch Horse Awards will be given in all three age groups.
2. High-Point Ranch qualifying classes are: Ranch Trail, Ranch Rail, and Ranch Pattern.
3. 4-Her must ride/use the same horse in all point qualifying classes.
4. Points will be awarded according to Ribbon Placing – Purple = 40 points; 1st Blue = 30 2nd Blue = 29 points etc.; 1st Red = 20 points, 2nd Red = 19 points etc; 1st White = 10 points 2nd White = 9 points etc.
In case of a tie, the tie will be broken by rank in showmanship.

Class:

- 3025 Sr. Trail, 14-18 yrs. old
- 3026 Int. Trail, 10-13 yrs. old
- 3027 Jr. Trail, 7-9 yrs. Old
- 3028 Sr. Ranch Trail, 14-18 yrs. Old
- 3029 Int. Ranch Trail, 10-13 yrs. Old
- 3030 Jr. Ranch Trail, 7-9 yrs. old
- 3031 Hunter Under Saddle, 7-18 yrs. old
- 3032 Hunt Seat Equitation, 7-18 yrs. old
- 3033 Walk-Trot Western Pleasure, 7-18 yrs. old
- 3034 Novice Western Pleasure -- any age horse & rider never having won a blue ribbon in Western Pleasure
- 3035 Sr. Western Pleasure, Stock Type, 14-18 yrs. old
- 3036 Int. Western Pleasure, Stock Type, 10-13 yrs. old
- 3037 Jr. Western Pleasure, Stock Type, 7-9 yrs. old
- 3038 Sr. Western Pleasure, Non-Stock Type, 14-18 yrs. old
- 3039 Int. Western Pleasure, Non-Stock Type, 10-13 yrs. old
- 3040 Jr. Western Pleasure, Non-Stock Type, 7-9 yrs. old
- 3041 Pony Western Pleasure, 7-18 yrs. Old
- 3042 Sr. Ranch Rail, 14-18 yrs. Old
- 3043 Int Ranch Rail, 10-13 yrs. Old
- 3044 Jr.. Ranch Rail, 7-9 yrs. old
- 3045 Walk-Trot Horsemanship, 7-18 yrs. old
- 3046 Sr. Western Horsemanship, 14-18 yrs. old
- 3047 Int. Western Horsemanship, 10-13 yrs. old
- 3048 Jr. Western Horsemanship , 7-9 yrs. old
- 3049 Western Pleasure Pair, 7-18 yrs. Old
- 3050 Sr. Reining, 14-18 yrs. old
- 3051 Int. Reining, 10-13 yrs. old
- 3052 Jr. Reining, 7-9 yrs. Old
- 3053 Sr. Ranch Pattern, 14-18 yrs. Old
- 3054 Int Ranch Pattern, 10-13 yrs. Old
- 3055 Jr. Ranch Pattern, 7-9 yrs. old

4-H Speed Events to start 20 minutes after the conclusion of Halter & Performance Show

- 3056 Sr. Pole Bending, 14-18 yrs. old
- 3057 Int. Pole Bending, 10-13 yrs. old
- 3058 Jr. Pole Bending, 7-9 yrs. old
- 3059 Sr. Barrel Racing , 14-18 yrs. old
- 3060 Int. Barrel Racing, 10-13 yrs. old
- 3061 Jr. Barrel Racing, 7-9 yrs. old
- 3062 Sr. Flag Race, 14-18 yrs. old
- 3063 Int. Flag Race, 10-13 yrs. old
- 3064 Jr. Flag Race, 7-9 yrs. old

EDUCATIONAL EXHIBITS

- 3065 Educational Notebook
- 3066 Educational Poster
- 3067 Educational Display

AWARDS: Class Champions & Reserve Class Champions will receive ribbons. Grand Champion & Reserve Grand Champion will receive rosettes.

Horse Sponsors

Diamond L Supply
Buchman Double B Ranch
Buchman Double B Ranch
Diamond L Supply
Tyner Insurance Group
John and Karen Lee
Richard Lindgren
Rojo Grande Cattle Company
Bar Flying W Ranch
John & Michelle Poole
Johnson Ranch
Oleen Brothers
The Tire Shop
Johnson Ranch
Shelia Litke
Bar Flying W Ranch
Bar Flying W Ranch

Placing

Grand Champion Halter Horse
Reserve Champion Halter Horse
Champion Senior Showman
Reserve Champion Senior Showman
Champion Intermediate Showman
Reserve Champion Intermediate Showman
Champion Junior Showman
Reserve Champion Junior Showman
Hi-Point Performance—Senior
Hi-Point Performance—Intermediate
Hi-Point Performance—Junior
Hi-Point Timed Event—Senior
Hi-Point Timed Event—Intermediate
Hi-Point Timed Event—Junior
Hi-Point Ranch-Senior
Hi-Point Ranch-Intermediate
Hi-Point Ranch— Junior

Type

Banner
Banner
Cup
Cup
Cup
Cup
Cup
Cup
Equipment
Equipment
Equipment
Equipment
Equipment
Equipment
Equipment
Equipment
Equipment
Equipment

HORTICULTURE

Superintendent: Valerie Hiegert Jr. Superintendent: Parker Stilwell

Special Rules

1. Read GENERAL RULES. Information about exhibiting produce is available online in the publication "Exhibiting Fruits and Vegetables" available at <http://www.ksre.ksu.edu/bookstore/pubs/c405.pdf>
All entries must be free-standing, easily moved, and not require any special equipment to display. Hanging entries are not accepted
2. All horticulture exhibits must be grown by the exhibitor.
3. **ALL EDUCATIONAL DISPLAYS NEED TO BE PRESENT AT TIME OF JUDGING.**

Class:

2500 Garden Display

- Each exhibitor in this class will be limited to **four** square feet of space.
- The Garden Display must be exhibited in a tray, basket or container that can be easily moved by the fair staff.
- Exhibit must consist of **five** different types of fresh vegetables or fruits.
- Canned products & shelled vegetables are not acceptable.
- Only one variety of each type of vegetable or fruit may be exhibited.

The numbers of the five types of vegetables or fruits are as follows:

Large: One Each - Cabbage, Cantaloupe, Eggplant, Large Pumpkin, Squash, Watermelon

Medium: Five Each - Beets, Carrots, Cucumbers, Decorative Gourds, Potatoes, Okra, Onions, Miniature Pumpkins, Peppers, Sweet Potatoes, Tomatoes, or similar sized vegetables.

Small: Twelve Each - Green Beans, Wax Beans, Peas, Radishes or similar sized vegetables.

Small Fruits: One-Half pint box - Strawberries, Blackberries, Raspberries, or similar sized fruits.

Tree Fruits: Five Each - Apples, Pears, Peaches, or similar sized fruits.

Grapes: 2 bunches

Limit of **FOUR** (4) entries per class for classes. Secure entry form to plate or container with string or tape. Use a sturdy plate, bowl or container that will support the weight of the produce.

Class:

- 2501 **Small Vegetable Specimen Plate (12)** **Ex:** green snap beans, yellow wax beans, or other small vegetables.
- 2502 **Medium Vegetable Specimen Plate (5)** **Ex:** cucumbers, cherry tomatoes, tomatoes, beets, white onions, yellow onions, red onions, bell peppers, other peppers, okra, parsnips, radishes, turnips, sweet potatoes, red potatoes, white or Russet potatoes, carrots, miniature pumpkin decorative gourds, or other medium vegetables.
- 2503 **Large Vegetable Specimen Plate (1)** **Ex:** watermelon, summer squash, winter squash, large type pumpkin, eggplant, cabbage, cantaloupe, other large vegetable.
- 2504 **Fresh Culinary Herbs (6 stems of one variety)** **Ex:** parsley, basil, dill, etc. Six stems (or a comparable quantity) of one variety
- 2505 **Small Fruits (one half pint box)** **Ex:** Strawberries, Blackberries, Raspberries, or similar sized fruits. If other, please include name or fruit on entry.
- 2506 **Tree Fruits (plate of 5)** **Ex:** -Apples, Pears, Peaches, or similar sized fruits
- 2507 **Grapes** (plate of 2 bunches)
- 2508 **Biggest Potato Contest** - by weight, 1 item, no premium as there is no state fair class.
- 2509 **Largest Watermelon**- by weight, 1 item, no premium as there is no state fair class.
- 2510 **Largest Onion**-by weight, 1 item, no premium as there is no state fair class.
- 2511 **Largest Tomato**-by weight, 1 item, no premium as there is no state fair class.
- 2512 **Largest Zucchini**-by weight, 1 item, no premium as there is no state fair class.
- 2513 **Most Unusual Vegetable**-1 item, no premium as there is no state fair class.
- 2514 **Gourds**-no premium for there is no state fair class.
- 2515 **Horticulture Notebook.** Entry shall consist of a notebook or 3-ring binder of written narrative describing a horticulture project such as a landscape design, landscape installation, lawn renovation, water garden, flower garden, vegetable garden, lawn mowing service, landscape maintenance business, farmer's market business, or other horticultural project. 4-Hers are encouraged to include photographs, illustrations and/or landscape drawings that help explain work done by the member. Photos taken from the same location before, during and after completion of the project are particularly helpful. Exhibitor may enter up to, but no more than, 2 different horticulture notebooks. Horticulture notebook scoring is as follows: 20%-Organization & General Appearance (neat, includes title page & table of contents, original, creative, etc.); 40%- Narrative (including goals, successes, failures, etc.); and 40%-General Content (subject matter, photos, maps, knowledge gained, etc.)
- 2516 **Educational Poster**-not state fair eligible
- 2517 **Educational Display**-not state fair eligible

AWARDS: Champion & Reserve Champion in individual classes will receive rosettes. Grand Champion and Reserve Grand Champion will receive rosettes.

Horticulture Sponsors

Steve Hiebert Family
Bill & Debbie Miller

Placing

Grand Champion Garden Display
Grand Champion Individual Horticulture Exhibit

Type

Gift Certificate
Gift Certificate

LEADERSHIP

Superintendent: Roxane Beck

Special Rules:

1. Read GENERAL RULES.
2. Limit each poster exhibit to one 22"x28" poster.
3. Consultation after judging completed if desired.
4. Not State Fair eligible. There is no class that they can be shown under.

5000-	Educational Notebook
5001-	Educational Poster
5002-	Educational Display

AWARDS: Champions and Reserve Champions will receive rosettes.

MEAT GOATS

Superintendent: Charles Downes

Jr. Superintendents: Dryden Powell, Lakoddah Downes

Special Rules

1. Read GENERAL RULES.
2. Animals must be free of abscesses and otherwise healthy.
3. Market Goats will be divided into classes by weight. Market does can not be shown in breeding class.
4. Breeds allowed horns by their breed club for breed show may be shown with horns. The superintendent reserves the right to have any animal deemed a hazard to other goats or people removed from the fair grounds.
5. All breeds and both sexes will be shown together unless otherwise specified by the Judge or Department Superintendent. Meat goats will be judged by weight.
6. All male market goats must be castrated prior to the fair.
7. Junior and Senior Showman will show in the Round Robin Showmanship Contest.
8. Absolutely no straw will be allowed in the barns. Wood chips will be available for sale at Agri Trails Coop. You are responsible for your own bedding.
9. Goats may be braced while showing.
10. Animals must be shown with a chain or collar used only to control the animal & may not be used to tense muscles.
11. Minimum weight to be eligible for the sale is 40 lbs.
13. Those interested in the Goat Costume Contest will need to pre-enter by JULY 3RD. The Goat Costume Contest will occur AFTER the Meat Goat Show. There will be a break taken after the show to accommodate for the Costume Show. It is also REQUIRED the 4-Her have a script explaining the costume and the significance.
14. **ALL EDUCATIONAL DISPLAYS NEED TO BE PRESENT AT TIME OF JUDGING.**

Class:

- 1000 Senior Showmanship 14 - 18 yrs. Old
- 1001 Intermediate Showmanship 10 - 13 yrs. old
- 1002 Junior Showmanship 7 - 9 yrs. old
- 1004 Market Goat - wether or doe, born after August 1 of previous year, and have milk teeth
- 1005 Meat Type Breeding Junior Doe, 0 - 6 months old
- 1006 Meat Type Breeding Junior Doe, 7 - 12 months old
- 1007 Meat Type Breeding Senior Doe, 13 - 24 months old
- 1008 Meat Type Breeding Senior Doe, 25 months or older
- 1009 Goat Costume Show

Educational Exhibits:

- 1010 Educational Notebook
- 1011 Educational Poster
- 1012 Educational Display

AWARDS: Class Champions & Reserve Champions will receive ribbons. Grand Champion & Reserve Grand Champion will receive rosettes.

Meat Goat Sponsors

Bar X Feed & Livestock
Charles and Cheryl Downes
Charles and Cheryl Downes
Charles and Cheryl Downes
Charles and Cheryl Downes
Cross 7 Cattle Company
Cross 7 Cattle Company
Cross 7 Cattle Company
Cross 7 Cattle Company
Twin Lakes Liquor, Dave Fox
Cross 7 Cattle Company
Beck Family

Placing

Grand Champion Meat Goat
Grand Champion Meat Goat
Reserve Grand Champion Meat Goat
Grand Champion Breeding Doe
Reserve Grand Champion Breeding Doe
Champion Senior Showman
Reserve Champion Senior Showman
Champion Intermediate Showman
Reserve Champion Intermediate Showman
Champion Junior Showman
Reserve Champion Junior Showman
Best Goat Costume

Type

Buckle
Banner
Banner
Banner
Banner
Cup
Cup
Cup
Cup
Cup
Cup
Award

PERFORMING ARTS

Superintendent::

Junior Superintendent:

Those who wish to compete for premium ribbons may enter the classes below. We must restrict all displays in these classes to non-electrical. Space will be restricted to a 2½ ft. wide area.

Class:

- 5000 Notebook
- 5001 Educational Display
- 5002 Miscellaneous

AWARDS: Class Champions & Reserve Champions of each age division of performing arts will receive ribbons.

PERFORMING ARTS - SHOWCASE

Members may choose to complete this project by participating in the showcase during the public fashion review. This is a participation only event, and no premium money will be awarded. Each entry will receive a participation ribbon. **Pre-entry is required.** Entrants must provide their own instruments, equipment, etc. Electricity will be provided. Entry in this class will be open to all 4-Hers, with scheduling beginning with those enrolled in the performing arts project.

Class:

- 5003 Showcase

AWARDS: Class Champion and Reserve Class Champion in each division will receive ribbons. Grand Champion and Reserve Grand Champion of each division will receive rosettes.

Performing Arts Sponsors

Richard Lindgren

Placing

Overall Best Performance

Type

Award

PHOTOGRAPHY

Superintendents: Tom Franke & Andrea Powell **Jr. Superintendents:** Rylee Powell

Special Rules

1. See GENERAL RULES.
2. Each exhibitor will be able to display up to a maximum of four (4) photographs in the 4-H Division of the County Fair. All other photos may be shown in the Open Class Category.
3. Photographs entered must be the result of the current year's project work by the 4-H member. Photo images must be taken by the 4-H member (exhibitor).
4. All photographs must be no larger than 8"X10" and no smaller than 7"X9", after removing white border from the photo print before mounting.
5. Photographs are to be permanently mounted using photographic adhesive across the narrow (11") dimension of an 11"X12.5" sheet of white or cream studio mount (board oriented narrow side up). Photos mounted on foam core board will not be displayed.
6. Photos must be mounted with the top edge of the print 1" below the top of the mount. The sides of the print must be equal distance from the two sides of the mount. To protect exhibits from dust and moisture, it is required they be placed in a protective plastic bag. Matte boards and bags are available at the Extension Office.
7. No lettering, including dates, is permitted on the front of the mount or on the photo, only the Kansas State Fair Photography ID Form. No underlay or borders are to be used. No contact prints on front of mount.
8. The Kansas State Fair 4-H Photography ID Form (available from your Extension Office and online) must be used and mounted correctly on the bottom front of the matte board. This will be illustrated in a letter from the State 4-H Office to the Local Extension Office and on Kansas4-H.org.
9. On the back of the mount, write; the exhibitor's name, photo class, and the Extension Unit. If in a district, please use full district name and add county name.
10. Black/white and color photographs may be exhibited. In each class, black/white exhibits will be judged separately from color exhibits. Black and White classes are for black and white prints only. Monochromatic prints, including sepia prints are considered color photos and must be entered in the appropriate color photo class.

11. Photographs taken with a digital camera and having no more adjustments than exposure, color intensity or correction, one click filter effects, red eye removal, cropping, dodging and burning should be entered in the standard color or black and white classes. HDR (High Dynamic Range) photos are to be entered in the standard photo class.
12. Purple ribbons qualify for the State Fair. A 4-Her may only take 1 qualifying photograph UNLESS in project of 8 or more years.
13. Improperly mounted photographs, oversized or undersized photos or photos with the white border not removed or lettering, including dates, on the photos will be awarded a ribbon one lower than the placing by the official judge.
14. A parent will be allowed to listen in on the consultation judging. However, they will not be allowed to visit with the judge until ribbons have been placed on all exhibits. Failure to comply with this guideline will result in the exhibit being lowered a ribbon.
15. Digital Composite Image; Finished Photo must be created from two or more original images photographed by the exhibitor. Photos will be judged on photographic merit as well as manipulation technique and process. HDR photos do not qualify for this class.
16. Photos with live subject(s) on railroad right-of-away or taken from a railroad right-of-way property will not be displayed in Kansas 4-H Photography and will be disqualified.
17. Photographic subject matter is expected to follow 4-H standards. For a sense of prohibited subject matter, review the Kansas 4-H member Code of Conduct; in general, if it is not allowable at a 4-H event, it is not allowed in a 4-H photograph at the Morris County Fair.
18. Copyright protections must be observed.
19. **ALL EDUCATIONAL DISPLAYS NEED TO BE PRESENT AT TIME OF JUDGING.**

PHOTOGRAPHY-MODIFIED CLASSES

Junior Division (Ages 7-13 as of January 1st current year)

Class:

- 4800** Color photos taken by a 4-H member with three or less years in the project.
- 4801** Color photos taken by a 4-H member with four or more years in the project.
- 4802** Black and White Photos-all levels of experience (Black and White prints only).
- 4803** Digital Composite Image. Photos must be created from two or more originals taken by the exhibitor. Exhibitor must include a second 11"x 12 1/2" matte board (Ex. Board) mounted with the standard size prints of the original photos, 3"x5" card(s) explaining what manipulation was done and a standard size print of the final photo. Optional, may include prints of editing steps. Photos showing editing steps may be layered. Please put name and Extension Unit on the front of the second board. Explanation boards will be displayed along with the finish board. Place both matte boards in the same protective bag. See Rule #15.

Senior Division (14 yrs. & older as of Jan. 1 current year)

Class:

- 4804** Color Photos taken by a 4-H member with 3 years or less in the project.
- 4805** Color Photos taken by a 4-H member with 4-7 years in the project.
- 4806** Color Photos taken by a 4-H member with 8 or more years in the project.
- 4807** Black and White Photos—all levels of experience (Black and White prints only).
- 4808** Digital Composite Image. Photos must be created from two or more originals taken by the exhibitor. Exhibitor must include a second 11"x 12 1/2" matte board (Ex. Board) mounted with the standard size prints of the original photos, 3"x5" card(s) explaining what manipulation was done and a standard size print of the final photo. Optional, may include prints of editing steps. Photos showing editing steps may be layered. Please put name and Extension Unit on the front of the second board. Explanation boards will be displayed along with the finish board. Place both matte boards in the same protective bag. See Rule #15.

Portfolio Classes

4809 Growth Portfolio

1. Member must have been enrolled in Photography for five (5) years or more.
2. Exhibit will consist of five (5) photos-one from each of the past 5 years of enrollment. Each photo must have been created in a different year and must be labeled with year taken and which year of enrollment it represents.
3. Photos must be 8"x10" and may be color or black and white.
4. An information sheet must accompany each photo giving brand and model of camera used to create the photo. The settings for focal length, aperture, mode and shutter speed must also be listed.
5. Skill set used to create the photo must be given and explained. Main goal for each year should be listed.
6. Beginning with photo 2, member description of GROWTH in project skill must be included on information sheet.
7. Exhibit will consist of photos arranged in chronological order of enrollment, information sheet on each photo, and all information listed in #6 and #7. A portfolio book will be required.

4810

Career Portfolio

1. Member must have been enrolled in Photography for five (5) or more years OR member must be age 15-19 and been enrolled in photography for two (2) years.
2. Exhibit will consist of ten (10) 8x10 photos showing skill development in one of the following photography areas: Portraiture, Special Effects (not done with a computer), Landscape, Photo Journalism, Black and White, Nature/Wildlife or Graphic Design (computer skills with photos). Photos may have been created over multiple project years.
3. Photos may be color except if Black and White option is chosen.
4. An information sheet must accompany each photo giving brand and model of camera used to create the photo. The settings for focal length, aperture, mode and shutter speed must also be listed.
5. A one (1) page summary should accompany the portfolio listing the goal for pursuing this area of photography and what skills were learned while doing so. Mentors should be acknowledged. Career exploration can also be described.
6. Exhibit will be presented in a notebook designed for portfolio review with pages for required information from #4 and #5.

Educational Exhibits:

4811 Educational Notebook

4812 Educational Poster

4813 Educational Display

AWARDS: Champion & Reserve Champion of each class in both Jr. and Sr. Divisions will receive ribbons. Grand Champion & Reserve Grand Champion in Jr. and Sr. Divisions will receive rosettes.

Photography Sponsors

Buchman Double B Ranch
H&R Block
H&R Block
Jim & Madeline Lee
J.R. Sparke

Placing

Grand Champion Exhibit
Senior Division Champion
Junior Division Champion
Senior Division Reserve Champion
Junior Division Reserve Champion

Type

Award
Award
Award
Award
Award

POULTRY

Superintendent: **Jeremy Thibodeaux** Jr. Superintendent:

Special Rules

1. Read GENERAL RULES.
2. Each exhibitor will be responsible for feeding and caring for his own exhibit while at the Fair. Label all feed and supplies with exhibitor's name.
3. Judging of all classes except market poultry will be done on the basis of exhibition and production qualities only. Market poultry will be judged on meat qualities only. Three pullets to be judged for production qualities and development only. Particular emphasis will be given to meat qualities in the turkey class. Disqualification will bar competition. The decision of the judges will be final.
4. Each exhibitor will be limited to three (3) cages provided by the Fair Board.
5. Single bird entry may be housed in a cage together (maximum of 3 birds) provided the health and well being of birds is not compromised.
6. Exhibitors may enter more than three (3) entries but must furnish their own cages.
7. Birds receiving a blue ribbon or higher designate State Fair quality.
7. Small fowl exhibits should plan to bring their own cages, as smaller wire may be required.
8. **ALL EDUCATIONAL DISPLAYS NEED TO BE PRESENT AT TIME OF JUDGING.**
9. Pre-Entry is required by **July 3rd by MIDNIGHT** through Fair Entry (www.fairentry.com).

PHASE A - CHICKENS

Class:

- 3198 Senior Showmanship 14 - 18 yrs. old
- 3199 Intermediate Showmanship 10 - 13 yrs. Old
- 3200 Junior Showmanship 7 - 9 yrs. old
- 3201 Standard Breeds - Large Fowl –Young(1 bird of either sex).
- 3202 Standard Breeds– Large Fowl– Old (1 bird of either sex).
- 3203 Standard Breeds - Bantams– Young (1 bird of either sex).
- 3204 Standard Breeds– Bantams– Old (1 bird of either sex).
- 3205 Production Pullets (Pen of 3 Standard Crossbred or Strain Cross pullets to be judged on egg production qualities)
- 3206 Production Hens (Pen of 3 Standard Crossbred or Strain Cross hens to be judged on egg production qualities)
- 3207 Dual Purpose Pullets (Pen of 3) To be judged on egg & meat production
- 3208 Dual Purpose Hens (Pen of 3) To be judged on egg & meat production

PHASE B - TURKEYS, DUCKS, GEESE, PIGEONS & OTHER FOWL

Class:

- 3209 Turkeys, all breeds (1 bird of either sex, any age)
- 3210 Ducks, all breeds (1 bird of either sex, any age)
- 3212 Geese, all breeds (1 bird of either sex, any age)
- 3213 Pigeons (1 bird of either sex, any age)
- 3214 Other Fowl (1 bird of either sex, any age)

EDUCATIONAL EXHIBITS:

- 3215 Educational Notebook
- 3216 Educational Poster
- 3217 Educational Display

AWARDS: Champion & Reserve Champion in production and single breed classes will receive ribbons.

****Grand Champion and Reserve Grand Champion Poultry exhibit will receive rosettes.****

Poultry Sponsors

John & Karen Lee
Autrey Pork
Richard Lindgren
Jeremy & Laci Thibodeaux
Jeremy & Laci Thibodeaux
Jeremy & Laci Thibodeaux

Placing

Grand Champion Poultry Exhibit
Reserve Grand Champion Poultry Exhibit
Champion Other Fowl
Champion Senior Showman
Champion Intermediate Showman
Champion Junior Showman

Type

Award
Award
Award
Cup
Cup
Cup

RABBITS

Superintendent: Alicsa Mayer

Jr. Superintendent:

Special Rules

1. Read GENERAL RULES.
2. Pre-entries are due by MIDNIGHT on July 3rd using Fair Entry (www.fairentry.com).
3. Each 4-H member may exhibit a total of four rabbits. Meat class counts as only one entry towards the limit of four. Not more than two individual rabbits may be entered in one class.
4. Specify breed and variety on pre-entry form.
5. Superintendent may divide classes by breed or type if class size warrants.
5. Each rabbit must be legible & permanently tattooed in its left ear for identification.
6. There will be no cross breed classes.
7. All rabbits will be divided into classes by ages and judged according to their breed standard as listed in the American Rabbit Breeders Association (ARBA) "Standard of Perfection". Only breeds recognized by the ARBA may be shown.
8. Rabbits receiving a blue ribbon or higher designate State Fair quality.
8. Rabbits shown in 4-H cannot be shown in open class and open class cannot be shown in 4-H.
9. Pee Wee Showmanship will be at the discretion of the Rabbit Superintendent.
10. **ALL EDUCATIONAL DISPLAYS NEED TO BE PRESENT AT TIME OF JUDGING.**

Class:

- 3460 Senior Showmanship 15 - 18 years old
- 3461 Showmanship 13-14 years old
- 3462 Showmanship 11-12 years old
- 3463 Showmanship 9-10 years old
- 3464 Showmanship 7-8 years old
- 3420 Meat Pen Class (3 rabbits-all one recognized breed & variety, minimum weight 3 pounds each, maximum weight 5 pounds each, and not over 70 days of age. Will be judged on their meat qualities, condition, & uniformity)
- 3450 Best Fur Class
- 3406 Pre-Junior Buck (Under 3 months of age)-only ARBA breeds recognized to have this class
- 3407 Pre-Junior Doe (Under 3 months of age) - only ARBA breeds recognized to have this class
- 3404 Junior Buck (Under 6 months of age)
- 3405 Junior Doe (Under 6 months of age)
- 3402 Intermediate Buck-only ARBA breeds recognized to have this class
- 3403 Intermediate Doe-only ARBA breeds recognized to have this class
- 3400 Senior Buck (8 months of age & over for breeds with Intermediate classes; 6 months of age and over for all other breeds.)
- 3401 Senior Doe (8 months of age & over for breeds with Intermediate classes; 6 months of age and over for all other breeds.)

EDUCATIONAL EXHIBITS

- 3465 Educational Notebook
- 3466 Educational Poster
- 3467 Educational Display

AWARDS: Breed Champion and Reserve Champion will receive ribbons. Grand Champion and Reserve Grand Champions will receive rosettes.

Rabbit Sponsors

Jim & Madeline Lee
John & Karen Lee
Dana Mayer Family
Dana Mayer Family
Richard Lindgren
Dana Mayer Family
The Parts Place

Placing

Grand Champion Overall
Reserve Grand Champion Overall
Champion Senior Showman
Champion Intermediate Showman
Reserve Champion Intermediate Showman
Champion Junior Showman
Reserve Champion Junior Showman

Type

Banner
Banner
Cup
Cup
Cup
Cup
Cup

READING

Superintendent: Roxane Beck

Special Rules:

1. Read GENERAL RULES.
2. Limit each poster exhibit to one 22"x28" poster.
3. Consultation after judging completed if desired.
4. Not State Fair eligible. There is no class that they can be shown under.

5000-	Educational Notebook
5001-	Educational Poster
5002-	Educational Display

AWARD: Champion and Reserve Champions will receive rosettes.

ROUND ROBIN SHOWMANSHIP CONTEST

Superintendent: Margaret Mary Buchman

Purpose: Encourage 4-H/FFA members by giving them a practical opportunity to test their ability to show livestock properly. Thus 4-H/FFA members have an opportunity not only to demonstrate their ability to groom and develop animals, but also to properly exhibit them.

Special Rules

1. Exhibitors who are grand or reserve champion in horse, beef, swine, sheep, dairy cattle, meat goats or dairy goats are required to participate in the Round Robin Showmanship event.
2. Individuals winning in two showmanship events must notify superintendents as soon as possible which class they will represent so next in line can be notified. Exhibitor's receiving less than a blue ribbon placing will not be allowed to participate in the Round Robin Showmanship.
3. No individual can show another individual's animal in fitting and showing except during the round robin for Grand Champion Showman.
4. The Round Robin will have both a Jr. and Sr. division based on the age of 13 as of January 1 of current year.
5. THERE WILL BE NO FITTING OF ROUND ROBIN ANIMALS—They must be clean, clipped and well groomed, but not fit using adhesives, paints or oils.
6. Contestants will be judged on their ability and showing of the animal (incl. control of animal, poise of exhibitor, continuous attention, keeping the animal placed to advantage, ability to stand, move, lead or drive the animal as requested by the judge). Judge may ask questions specific to animals or species being shown.
7. 4-Her's qualifying in the senior division are required to show animals that were qualified in said division and same rules will be applied to the junior division qualifiers.

AWARDS: Grand Champion and Reserve Grand Champion in the Junior and Senior Division will receive rosettes.

Round Robin Sponsors	Placing	Type
Diamond L Supply & Buchman Double B Ranch	Grand Champion Senior Showman	Buckle
Emprise Bank	Reserve Grand Champion Sr. Showman	Award
Blythe Angus	Grand Champion Junior Showman	Award
Buchman Double B Ranch	Reserve Grand Champion Jr. Showman	Award

SELF-DETERMINED

Superintendent: Roxane Beck

Special Rules:

1. Read GENERAL RULES.
2. Limit each poster exhibit to one 22"x28" poster.
3. Consultation after judging completed if desired.
4. Not State Fair eligible. There is no class that they can be shown under.

5000-	Educational Notebook
5001-	Educational Poster
5002-	Educational Display

AWARD: Champion and Reserve Champions will receive rosettes.

SHEEP

Superintendent: Jr. Superintendent :

Special Rules

1. Read GENERAL RULES.
2. All market lambs must be tagged and exhibited with official Kansas 4-H ear tags by the county weigh-in date. Ear tag number and ownership must be on file with the County Extension Office. All "farm" ear tags must be removed prior to (or at check-in) the county fair. If they are not removed prior to that time, the superintendent will remove them for you.
3. Lambs born before January 1st of current year will not be eligible to compete.
4. Absolutely no straw will be allowed in the barns. Wood chips will be available for sale at Agri Trails. You are responsible for your own bedding.
5. The Champion and Reserve Champion Showman in age groups 7-9 and 10-13 will show against each other to determine the two top qualifiers for the Junior Round Robin Division Showmanship Contest.
6. Animals in each class may be divided by weight at the discretion of the Superintendent.
7. Minimum weight to be eligible for the sale is 90 lbs.
8. Pre-entries are due by **JULY 3 by MIDNIGHT through Fair Entry (www.fairentry.com)**
9. **ALL EDUCATIONAL DISPLAYS NEED TO BE PRESENT AT TIME OF JUDGING.**

PHASE A - MARKET LAMBS

Any breed, purebred or crossbred whether or ewe lamb

Class:

- 1000 Senior Showmanship 14 - 18 yrs. old
- 1001 Intermediate Showmanship 10 - 13 yrs. old
- 1002 Junior Showmanship 7 - 9 yrs. Old

PHASE B - BREEDING EWE LAMBS

- 1003 Purebred/AOB Market Lambs
- 1004 Crossbred Market Lambs

Class:

- 1005 Breeding Ewe Lamb

Note: Superintendent will break breeding stock by breed.

PHASE C - YEARLING EWE

Class:

- 1006 Yearling Ewe Lamb

EDUCATIONAL EXHIBITS

- 1007 Educational Notebook
- 1008 Educational Poster
- 1009 Educational Display

AWARDS: Class Champion & Class Reserve Champion Market Lambs will receive ribbons. Grand Champion Market Lamb, Reserve Grand Champion Market Lamb, Supreme Breeding Ewe and Reserve Supreme Breeding Ewe will receive rosettes.

Sheep Sponsors

Bacon Custom Haying
Flint Hills Welding
Caitlin Property Management
Flint Hills Welding
Twin Lakes Liquor, Dave Fox
The Tire Shop
Richard Lindgren

Placing

Grand Champion Market Lamb
Reserve Grand Champion Market Lamb
Champion Senior Showman
Reserve Champion Senior Showman
Champion Intermediate Showman
Reserve Champion Intermediate Showman
Supreme Breeding Ewe

Type

Banner
Banner
Cup
Cup
Cup
Cup
Banner

SHOOTING SPORTS

Superintendent: Tim King
Jr. Superintendents:

Special Rules

1. A member may make only one entry in this division
2. Junior Division is 7-13 years old and Senior Division is 14 years and older.
3. Exhibits in this division are open to educational displays. Follow copyright laws as explained in the General Rules as you are preparing your exhibit. Take care to select durable materials to withstand State Fair conditions. Entries will prominently incorporate the 4-H Clover with KSRE co-branding and should include the Kansas 4-H Shooting Sports emblem. Failure to do so will penalize entry one ribbon color. No card table exhibits are allowed.
4. The Educational Display: must be standard tri-fold board ONLY, must not exceed standard tri-fold 3 ft. wide by 4 ft. tall; no additional table space available for promotional brochures or display items; content not to exceed display board borders. Failure to follow size limitations will penalize entry one ribbon color.
5. Promotional Posters: must be flat no larger than 22"x30"; content not to exceed display board borders; failure to follow size limitations will penalize entry one ribbon color. Posters will be displayed on wall.
6. Notebooks: no larger than 8.5 x 11.
7. THE EXHIBIT SIZE RULE WILL BE STRICTLY ENFORCED: Exhibits exceeding the size guidelines will be penalized one ribbon color.
8. Name, county or district, age and year in project should be on the front of the poster display or notebook.
9. Exhibitors MUST comply with State and Federal Laws and Kansas State Fair Management Policies. No "live" ammunition containing propellant or explosive powders may be used in any display! An inert substitution must be used in lieu of powder and "live" ammunition. The substitution must be clearly described on the back of the poster, display or notebook. Please remember that neither the Morris County Fair Association nor the department of 4-H Youth Development, Kansas State University Research and Extension are liable for the loss or damage of any personal property included as part of your display.
10. Exhibits will not be accepted if they are related to reloads.
11. National 4-H Shooting Sports should follow the Best management Practices of National 4-H Shooting Sports and Kansas State Law.
12. National 4-H Shooting Sports Minimum Standards and Best Management Practices— Regarding simulate combat sports including but not limited to, paintballs guns, air-soft, laser guns, archery tag. Pointing any type of gun including paint ball guns, air-soft guns, laser guns, laser paint-ball, archery tag bows and arrows or sighting devices at any person or any humanoid shaped target is inappropriate at any 4-H program activity.
13. Kansas Law— Kansas firearm laws regarding possession require that a person be at least 18 years of age. Minors under the age of 18 may possess firearms if under the supervision of a parent, legal guardian, or qualified instructor. A minor engaged in activities such as hunting, trapping, and competition shooting are allowed to possess firearms during the activities. This also includes the transportation of the firearm to and from the locations of such activities—including their related safety and instruction courses or classes—with the consideration that the firearm be unloaded and not in the immediate reach of the individual. Possession of firearms at the minor's place of residence is also allowed, in so far that permission is granted by a parent or guardian. Kansas firearm laws place a strict focus on situations that involve people convicted of felonies and the involvement of firearms.

Class:

- 6200** Education Display – Must be directly related to the 4-H Shooting Sports project. ***Display must be the standard tri-fold board and must not exceed 3 ft. wide X 4 ft. tall X 3¼ inches deep when open and standing.*** Anything larger (some previous boxes) will automatically be lowered one ribbon placing.
- 6201** Promotional Poster – Must promote 4-H Shooting Sports. ***This must be a flat poster no larger than 22 inches X 30 inches.*** Any larger poster will automatically be lowered by one ribbon. Contents pertain to some phase, results, story or information about 4-H Shooting Sports.
- 6202** Notebook— Contents pertain to some phase, results, story or information about 4-H Shooting Sports. Notebooks must be displayed in a 8 1/2" x 11", 3 ring binder..

AWARDS: Class Champions and Reserve Class Champions will receive ribbons. No prize money is given for Shooting Sports.

Shooting Sports Sponsors

Services Unlimited, Rick Farr
Services Unlimited, Rick Farr
Services Unlimited, Rick Farr
Services Unlimited, Rick Farr
Dean Spittles Memorial, Spittles Family
Dean Spittles Memorial, Spittles Family
Dean Spittles Memorial, Spittles Family
Dean Spittles Memorial, Spittles Family
Dean Spittles Memorial, Spittles Family
Dean Spittles Memorial, Spittles Family
Dean Spittles Memorial, Spittles Family
Dean Spittles Memorial, Spittles Family
Dean Spittles Memorial, Spittles Family
Dean Spittles Memorial, Spittles Family
Dean Spittles Memorial, Spittles Family
Dean Spittles Memorial, Spittles Family

Placing

Champion Display
Reserve Champion Display
Champion Poster
Reserve Champion Poster
Grand Champion Senior - BB Gun
Reserve Champion Senior - BB Gun
Grand Champion Junior - BB Gun
Reserve Champion Junior - BB Gun
Grand Champion Senior- Air Rifle
Reserve Champion Senior - Air Rifle
Grand Champion Junior - Air Rifle
Reserve Champion Junior - Air Rifle
Grand Champion Senior - Air Pistol
Reserve Champion Senior - Air Pistol
Grand Champion Junior - Air Pistol
Reserve Champion Junior - Air Pistol

SPACE TECH

Superintendent: Levi Koepsel

Junior Superintendent: Caleb Kirk

ASTRONOMY

1. The 4-H Member must be currently enrolled in the 4-H Space Tech project to exhibit in this division.
2. Each exhibitor may enter one exhibit per class. Exhibit must have been completed during the current 4-H year.
3. Telescopes entered in this division may be built from a kit or by original design. Pre-finished telescopes, which require no construction or painting are not acceptable exhibits.
4. Telescopes are limited to no more than six feet in length. They must be placed on a stationary stand that does not allow the telescope to roll and/or fall over. The stand cannot extend past two feet in length or width.
5. Each telescope exhibit must include a "4-H Astronomy Exhibit Information Form," which should be attached to the outside of 10" x 13" manila envelope. You must also include construction plans (or a photocopy) of the telescope and place it inside the manila envelope. For notebooks, display boards, and posters, no additional exhibit information is required; no manila envelop is needed for these exhibits.
6. See the last section for full details about exhibiting posters, display boards and notebooks.
7. Two photographs showing telescope construction and operation are required. Photographs should be mounted on one side of an 8 1/2 " x 11" page. A brief caption should accompany each photograph. Place photos in the 10" x 13" manila envelope.
8. The telescope designed by the exhibitor must be original, not a modification of an existing kit.
9. If a safety violation is noted by the judges, superintendent, or agent, the exhibitor's exhibit, at the judge's discretion, will receive a participation ribbon.
10. Exhibitor's name, county or district, age and year(s) in project must be tagged or labeled in a prominent location on the telescope stand, educational display, notebook and/or poster.

Classes:

- 5500** Telescope made from kit
5501 Telescope made from original design

COMPUTERS

1. The 4-H computer project teaches concepts related to computers, hardware knowledge, software programming and applications, internet safety, the building, maintenance and repair of computers and future career opportunities. Please note that the actual construction of computer hardware (i.e., building a computer, electronic devices with a mother-board based manipulation) will remain in the Energy Management division.
2. The 4-H members must be currently enrolled in the 4-H SpaceTech project to exhibit in this division.
3. Each exhibitor may enter one exhibit per class. Exhibit must have been completed during the current 4-H year.
4. Exhibitor's name, county or district, 4-H age, and years(s) in project must be tagged or labeled in a prominent location on the exhibit, educational display, notebook, and/or poster.
5. See the last section for full details about exhibiting posters, display boards and notebooks.
6. If the notebook illustrates the creation, talks about, or shows the result of an app, application, executable, program, or other compiled /interpreted "source code," a copy of the source code should be included. (In other words if you created an app for a smart phone and you're illustrating that app, you should include the code you used to build the app). Failure to include a copy of the "source code" may result in up to one ribbon place deduction.
7. If a safety violation is noted by the judges, superintendent, or agent, the exhibitor's exhibit, at the judge's discretion, will receive a participation ribbon.

Computer Systems

The Kansas 4-H SpaceTech Computer Systems portion of the computer project is designed to allow 4-H members to explore how information is moved from one part of the computer to the other; how information is moved between two or more computer systems (networking); how information is stored; or how information is acted on (programming).

Any item which IS NOT a notebook, display board, or poster displayed in this class is considered a "computer system" exhibit and MUST follow the rules set forth below.

1. All exhibits must be:
 - a. Self-contained on a USB drive (thumb drive, flash drive, jump drive, or other any other name for a small USB storage device; the rules will use "USB drive"). This means that a judge can plug in the USB drive into a computer and be able to run the exhibit as described below
 - OR
 - b. System-On-A-Chip (SOC) (such as Raspberry Pi) or a Micro-Controller (such as an Arduino or Ozobot) AND is a compact (less than 4-8"X4-8"X4-8") system, which can be programmed AND requires minimal assembly to operate (e.g. connecting power, display, and keyboard/mouse cables). Referred to as a "chip system" through the rest of the rules.
2. Physical computers such as tablets, smart phones, laptops, or personal computers (PCs) will not be accepted as an exhibit.
3. "Chip systems" may use/include GPIO bread boards or HATs (Hardware Attached On Top) the size of which is not included in the size of the chip system, however the total size of the chip system and GPIO devices may not exceed 24"X24"X24" including any protective enclosures.
4. Any attached GPIO devices are not judged for electrical construction or quality as this division is focused on the operational aspects of the systems that have automated articulated structures (arms, wheels, grippers, etc.) which the exhibitor constructed, can also be classified as a robot, and the exhibitor must decide which division to exhibit in as the exhibit may not be entered in the both divisions.
5. For chip systems, all electric components of the system must be adequately covered or concealed with a protective enclosure. Paper is NOT considered an adequate enclosure or covering for the electrical components.
6. For all computer system entries the following items are required as part of an exhibit packet:
 - A. A manila envelope with the Computer Exhibit Form attached to the front, this form can be downloaded at www.KansasSpaceTech.com.
 - B. A USB drive labeled with the 4-Hers name, county/district, and club; in a way that does not prevent it from being plugged into a computer.

- C. For exhibits that are entered on USB drives, at least one (1) graphic (picture, screen shot/capture, slide, etc.) of the project must be printed out on an 8.5" X 11" sheet of standard computer paper, placed in a plastic sheet protector, to allow for proper display and recognition at the Kansas State Fair. On the back side of the graphic the 4-Her's name, county/district, and club should be listed.
- D. Instructions to run any part of the exhibit on the USB drive.. (There should be at least three (3) items in your manila envelope: USB drive, graphic and instructions).
7. Each exhibit must be accompanied by a "4-H Engineer's Journal." The engineer's journal should be typed. It can either be included electronically on the USB drive (preferred) or printed and placed in the manila envelope.
 - A. The "4-H Engineer's Journal" should start with a dated entry describing what the 4-H member is trying to accomplish/build.
 - B. The "4-H Engineer's Journal" should conclude with a dated entry describing what the 4-H member achieved in creating. (The start and end many times will be different. The judges are interested in the journey).
 - C. Additional entries in the "4-H Engineer's Journal" should be made as progress occur describing successes and failures; as well as the steps done and any sources of information including links used.
 - D. Pictures can also be included in the "4-H Engineer's Journal" but should not be more than 50% of the entries.
 - E. The "4-H Engineer's Journal" should contain at least one graphic.
 - F. The "4-H Engineer's Journal" must be at least 3 pages in length.
 - G. An example of a "4-H Engineer's Journal" can be found at www.KansasSpaceTech.com.
 - H. The "4-H Engineer's Journal" will comprise 50% of the overall exhibit score. Failure to include a "4-H Engineer's Journal" will result in the exhibit being disqualified.
 8. If the exhibit is a program, application, app, web site, or requires any coding, the source code must be included on the USB drive. Failure to include a copy of the "source code" may result in up to one ribbon place deduction.
 9. Diagrams or decision trees showing the logical flow of the system must be included on the USB drive for all exhibits.
 10. A set of instructions must be provided to run the computer system/application. These instructions should be printed off and included in the exhibit package and a copy should be included on the USB drive.
 - A. FOR COUNTY FAIRS it is recommended that 4-Hers bring a computer that will run their project to the fair for judging as judges typically do not bring computers with them. Operating I instructions are still required.
 - B. Instructions should be written as though you were helping a less techy person, (like a grandparent) use the USB drive with a computer similar to what is described in rule 9 below. An example of instructions can be found at www.KansasSpaceTech.com.
 11. Each exhibit must accomplish a specific automated task using a computer, chip system or virtual machine (VM).
 12. 4-Hers should not assume that the computers in rule 9 have Internet connectivity and that any parts of the exhibit that require Internet access will not work. It is strongly recommended that 4-Hers test exhibits on a computer with Internet connectivity disabled.
 13. Kansas 4-H SpaceTech has made available Linux Virtual Machines (VMs) that can be downloaded and used to create projects on such as web servers, networking, and many other projects. For more information on how these VMs can be leveraged or to download them visit www.KansasSpaceTech.com. 4-Hers are not required to use the VMs in their projects. They are optional.
 14. All licensing should be adhered to for any software used in the exhibit. Failure to do so will result in a reduction of one ribbon placing and may not be considered for best of show.
 15. The creation of viruses, malware, malicious applications or code, defamatory language or graphics, bullying, or any material that is "mean," "dangerous," or harmful according to the judge's opinion will result in the exhibit being disqualified.
 16. Pictures or still graphics created are not eligible for entry as a project in this division, and should be entered in the appropriate photography division.
 17. Judging will be based on a score sheet which can be found at www.KansasSpaceTech.com. There are four (4) areas each exhibit will be judged on. They are:
 - A. 4-H Engineers Journal (what I learned to make it work), 50% overall score
 - B. Instructions (how I help others make it work), 25% overall score
 - C. Functionality (does it work), 12% overall score
 - D. Diagrams (and code if applicable) (how I think it works), 13% overall score

Division – Computer Systems

- 5590** Computer program, application, app, script, or coded system that is new and unique (not merely a file run in a program, such as a 'word document' or a picture drawn in 'Microsoft Paint.')
- 5591** Computer presentation (power point, web page/site, animated graphics, etc.)
- 5592** Single computer system (web server, database server, etc.)
- 5593** Networked system consisting of two or more computers
- 5594** Chip System-a small (4-8"x4-8"x4-8") programmed physical device that accomplishes a specific task.

ROBOTICS

1. 4-H members must be currently enrolled in the Kansas 4-H SpaceTech project to exhibit in this division.
2. Each exhibitor may enter one robot per class. Exhibit must have been constructed and/or completed during the current 4-H year
3. Each robot must be free-standing, without the need for additional supports in order to be moved or exhibited. Each exhibit must include a robot, information packets are not a sufficient exhibit.
4. Robots must have automated articulated structures (arms, wheels, grippers, etc.). Game consoles that display on a screen are not considered robots and should either be entered in computer systems division or energy management project. Robots requiring no assembly, just programming, such as Ozobots, are considered computer systems projects as the skill is focused on the programming not on the construction of the robot.
5. Robot dimensions should not exceed 2 feet high, by 2 feet wide, by 2 feet deep. Weight may not exceed 15 pounds. If displayed in a case (not required or encouraged) the outside case dimensions may not be more than 26 inches in height, width, or depth.
6. Materials including but not limited to obstacles, spare batteries, and mats for testing the robot may be placed in a separate container, which is not included in the robots dimensions, that container may not be larger than 576 cubic inches as measured along the outside of the container. (Examples: 4"X4"X36" or 4"X8"X18" or 6"X6"X16) The container, if used, and/or any large objects (such as mats or obstacles) should be labeled with the exhibitors name(s) and county or district.
7. All electric components of the robot must be adequately covered or concealed with a protective enclosure. Paper is NOT considered an adequate enclosure or covering for electrical components.
8. Robots may be powered by an electrical, battery, water, air or solar source only. Junk drawer robots may be powered by a non-traditional power source. Robots powered by fossil fuels/flammable liquids will be disqualified. Robots that include weaponry of any kind will be disqualified. Weaponry is defined as any instrument, possession or creation, physical and/or electrical that could be used to inflict damage and/or harm to individuals, animal life, and/or property.
9. Remote controlled robots are allowed under certain conditions provided that the robot is not drivable. Robotic arms (hydraulic or electric) are allowed. A remotod is allowed provided more than a single action happens when a single button is pressed on the remote, for example "a motor spins for 3 seconds, at which point an actuator is triggered, then the motor spins for 3 more seconds." Remote controlled cars, boats, planes and/or action figures, etc. are not allowed.
10. Each robot must be in operable working condition. The judges will operate each robot to evaluate its workmanship and its ability to complete the required tasks for this current 4-H year. In the event the robot uses a phone, tablet, or similar device for programming AND control of the robot a video will be used to evaluate the working condition of the robot.
11. Each exhibitor is required to complete the "4-H SpaceTech Robotics Exhibit Information Form" which is available through your local K-State Research and Extension office. This form must be attached to the outside of a 10" x 13" manila envelope.

12. The exhibit must include written instructions for operation (the instructions should be written as if they were to tell a grandparent or elderly person how to operate the robot), construction plans, and one to three pages of project photographs. In addition a 5 minute video presentation placed on a CD, DVD, USB drive, or similar removable storage device, if applicable. For robots that can be programmed, robot programming information must be included, this information should be placed inside the 10" x 13" manila envelope mentioned above. The exhibitor may enter their electronic project listed under the electric program as under the SpaceTech robotics project if the exhibitor so chooses. No exhibitor will be allowed to set up their robot in person.
13. In the event that the robot uses a device like a phone, iPad, or tablet for programming AND operation, DO NOT include the device (phone, tablet, etc.). The device's safety cannot be insured. Instead record a video demonstrating the instructions included for your robot. It should show, setting up the robot, starting the robot, the robot executing its task, and powering off the robot, just like the instructions are written.
14. Creativity, workmanship, and functionality will be strong criteria in judging the "Robot designed by Exhibitor" classes. All robots should have a purpose or intended function, examples include, but are not limited to: following a line, sweeping the floor, solving a rubix cube, sorting colors, or climbing stairs.
15. Exhibitor's name(s) and county or district must be tagged or labeled in a prominent location on the robot, educational display, notebook and/or poster board. Sources of scientific information must be cited on the front of your exhibits, including all posters.
16. Team project notebooks must be organized in a 3-ring binder and should highlight information/roles of each team member, drawings, charts, photographs, goals and objectives of your robotics project, and all robotic competitions your team has competed in during the current 4-H year.
17. See the last section for full details about exhibiting posters, display boards and notebooks.
18. If a safety violation is noted by the judges, superintendent, or agent, the exhibitor's exhibit, at the judge's discretion, will receive a participation ribbon.

Novice Division Ages 7-8

- 5505 Robot made from a commercial (purchased) kit.
- 5506 Robot designed and constructed by exhibitor. The robot must not be a mere modification of an existing robot kit or plan.
- 5507 Programmable robot made from a commercial (purchased) kit.
- 5519 Robot designed and constructed by exhibitor or from a commercial kit, that is operated by a remote controlled device
- 5543 Junk Drawer Robotics-based curriculum robot

Intermediate Division: Ages 9-13

- 5509 Robot made from a commercial (purchased) kit. No programming just assembly.
- 5510 Robot designed by exhibitor. The robot must not be a mere modification of an existing robot kit or plan.
- 5511 Programmable robot made from a commercial (purchased) kit.
- 5544 Junk Drawer Robotics
- 5546 Robot designed and constructed by exhibitor or from a commercial kit, that is operated by a remote controlled device.

Senior Division Ages 14 and Up

- 5513 Robot made from a commercial (purchased) kit, No programming just assembly.
- 5514 Robot designed by exhibitor. The robot must not be a mere modification of an existing robot kit or plan.
- 5515 Programmable robot made from a commercial (purchased) kit.
- 5545 Junk Drawer Robotics
- 5547 Robot designed and constructed by exhibitor or from a commercial kit, that is operated by a remote controlled device.

Team Robotics Project

- 5517** Robot designed and constructed by two or more 4-H SpaceTech project members. The robot must not be a mere modification of an existing robot kit or plan. The robot may be a programmable type that is made from a commercial (purchased) kit. This division is designed to encourage teamwork and cooperation among fellow 4-H SpaceTech members. As with many high tech projects today, no one person designs and builds a robot alone. It takes the brainstorming, planning, problem solving, and cooperation of an entire team to complete a given robotics project.

ROCKETRY

The Kansas 4-H SpaceTech Rocketry program is designed to allow 4-H members to explore aerospace through rockets of various sizes. Kansas 4-H has adopted the National Association of Rocketry's rules, regulations, and safety guidelines

A. Exhibit Information for ALL rocketry categories:

1. All revisions of all forms previously released for the SpaceTech division either undated or dated prior to current year are void for use and new forms must be obtained and used that are dated by the State 4-H Office for the current year. Use of old forms will result in the loss of one ribbon placing for exhibits.
2. Relevant documents may be obtained from County Extension Offices or from www.KansasSpaceTech.com
3. NAR refers to the National Association of Rocketry and its governing board.
4. Tripoli refers to the Tripoli Rocketry Association and governing board.
5. All NAR documents, with the exception of the "pink book," referenced herein can be found at <http://www.nar.org>.
6. If a fire burn ban is in effect for any county in Kansas, exhibitors in any Kansas County are not required to launch their rocket(s). All requirements for the launching of rockets for the state fair and the documenting of the launching are suspended for the duration of the ban.
7. See the last section for full details about exhibiting posters, display boards and notebooks.

B. Exhibit Definitions for ALL rocketry categories:

1. As defined by the National Association of Rocketry (NAR), a scale model is "any model rocket that is a true scale model of an existing or historical guided missile, rocket vehicle, or space vehicle." The intent of scale modeling is, according to the NAR, "to produce an accurate, flying replica of a real rocket vehicle that exhibits maximum craftsmanship in construction, finish, and flight performance." (NAR "Pink Book" 50.1 4-1)
2. Adult supervision is defined as being under the direct supervision of someone 18 years of age or older.
3. For the purposes of Kansas 4-H SpaceTech a mid-powered rocket is defined as a rocket that uses an 'E', 'F', 'G', or equivalent engine for launch. In addition, rockets also qualify for mid-power if they meet any of the following criteria:
 - A. Is 2 inches or greater in diameter (not including fins) and taller than 3 feet (36 inches including fins) and do not use an engine(s) exceeding 160.01 Newton seconds of total impulse (an 'H' engine equivalent or above).
 - B. The total impulse of all engines used in the rocket is greater than 20.01 Newton-seconds and less than 160.01 Newton-seconds.

4. For the purposes of Kansas 4-H SpaceTech a high-powered rocket is defined as a rocket that meets any of the following criteria:
 - A. Weighs more than 3.3125 pounds (53 ounces or 1500 grams) at the time of launch;
 - B. Uses a 'H' engine or larger to launch
 - C. The total impulse of all engines used in the rocket is greater than 160.01 Newton-seconds of thrust.
 - D. Includes any airframes parts of ductile, metal, though, the use of ductile metal is strongly discouraged.
 - E. Models powered by rocket motors not classified as model rocket motors per NFPA 1122, e.g.:
 - i. Average thrust in excess of 80.01 Newtons
 - ii. Contains in excess of 125 grams of propellant and are limited to only H and I motors.
 - iii. Uses a hybrid motor or a motor designed to emit sparks
4. High power certification is defined as having successfully completed a certification program for high-powered rocketry through the NAR or Tripoli and maintaining that certification. This applies to all membership levels in the NAR or Tripoli. Specifically the "Formal Participation Procedure" for the "Junior HPR Level 1 Participation Program" as outlined by the NAR and the "Tripoli Mentoring Program (TMP) as outlined by Tripoli..
5. NAR rules for launching and construction of all rockets are assumed to be used by all 4-H SpaceTech exhibitors and will be considered during judging.
6. For the purposes of Kansas 4-H SpaceTech, NO rocket may be launched using engines totaling more than an 'I' impulse engine or 640 Newton-seconds of total thrust.

C. Exhibit Rules for ALL rocketry categories:

Purpose: These rules apply to how rockets are to be displayed at the fair and what those displays should and should not contain. These rules apply to all rockets displayed in the SpaceTech division.

1. 4-H members must be currently enrolled in the 4-H SpaceTech-Rocketry program to exhibit in this division.
2. Each exhibitor may enter up to two rocket exhibits that have been constructed during the current year. If two rockets are entered, one rocket must be a "model rocket kit" or the second may be entered into any other applicable class. An exhibitor may not enter two rockets in the same class.
3. The report that accompanies the rocket must be limited to the 4-H SpaceTech Rocket Exhibit Information Form which is affixed to a 10" x 13" envelope. This envelope should NOT be attached to the rocket stand or rocket. The information should be signed by the exhibitor. This may be downloaded from www.KansasSpaceTech.com. Any rocket exhibit not including this completed envelope will receive an automatic participation ribbon.
4. Plans (or a photocopy) must be placed inside the envelope.
 - A. This includes original design rockets.
 - B. If a rocket kit has been modified structurally (Which must provide all necessary details to construct an original design rocket.), notations need to be given indicating the changes made, either by notations on the Rocket Exhibit Information Form or by placing notes in the plans. Such modifications require the rocket to be swing tested and documented to show a stable flight.

5. One or more photographs of the rocket during construction and at the launch site are required.
 - A. Photographs showing the rocket at the moment of ignition are preferred.
 - B. Photographs must be mounted on one side of 8 1/2" x 11" page(s).
 - C. There must be at least 1 page of photos and no more than 5 pages of photos.
 - D. Include at least one photo showing rocket construction, preferably with the exhibitor included.
 - E. Do not include photos of members catching their rockets as they return to earth. This is an unsafe practice, and we do not recommend or condone this practice.
 - F. Pictures at the launch site are not required in the event of a burn ban.
6. To exhibit in this division:
 - A. The rocket must have been flown, unless a burn ban is in effect.
 - B. Support rods must not extend past the tip of the highest nosecone on the model.
 - C. Support rods must remain in the upright position, 90 degrees to the display base, do not angle. If support rods are not perpendicular to the base, the judge should deduct two ribbon placings.
 - D. No model may be submitted on a launch pad.
7. Launches should not be conducted in winds above 20 mph, and will constitute a disqualification of rocket exhibit.
8. All rockets must have a safe method of recovery, e.g., parachute, streamer or tumble recovery. Any rocket without a recovery system will be disqualified.
9. The altitude achieved by the rocket is to be determined using a method other than estimation. Examples of accepted methods include altimeter, computer software, range finders, etc. If additional space is needed to show calculations of how the altitude was achieved one additional page may be added to the rocketry information pack.
10. Flight damage is to be documented by the participant on either the construction plans or the 4-H SpaceTech Rocket Exhibit Information Form.
11. The judging of flight damage is to be secondary to all other aspects of the model and only then may it even be considered. However under no circumstance may flight damage be grounds for disqualification.
12. Engines and igniters, under any circumstance, ARE NOT permitted with the exhibit and constitute an immediate disqualification.
13. If an engine becomes stuck, jammed, wedged, or in any other way permanently affixed in or to a rocket and cannot be removed from the rocket, the rocket will be subject to immediate disqualification. This is because it is not possible to make a full and immediate assessment of the safety of the rocket when it is being judged and safety is paramount.
14. Engines may not be used as display stands hollowed out or otherwise. This is a significant change from previous year's rules. Engines used as a display stand will be subject to immediate disqualification.
15. Rocket engines should not be used to join multi-stage rockets together.
 - A. Multi-stage rockets can be displayed without having the stages connected together. In that case the final stage (the one with the nose cone) should be placed on the display stand, and other stages with a loop of string to the display stand.
 - B. The different stages must be included to complete the rocketry exhibit, incomplete exhibits will be deducted at least one ribbon placing.
 - C. Use of any engines to join the stages together will be subject to immediate disqualification.
16. Multi-stage rockets can be flown using just the final stage and be considered fully flown.
17. If a safety violation is noted by the judges, superintendent, or other staff, the exhibitor's rocket, at the judges' discretion, will receive a participation ribbon. All information necessary will be given to the NAR and/or TRIPOLI for investigation and possible revocation of membership.

D. Construction Rule for All Rockets

Purpose: These rules apply to the construction of all rockets displayed in the SpaceTech division.

1. Rockets are to be properly assembled according to the assembly instructions.
2. Beginner kits with prefabricated fin assemblies and pre-finished rockets requiring no painting are not acceptable, and will be disqualified.
3. Plastic snap together fins and prefabricated fin assemblies that **do not** require fin alignment are not acceptable, and will be disqualified.
 - A. This rule does not apply to plastic fins that must be manually aligned and do not utilize a fin alignment mechanism, including, but not limited to fin alignment rings or spacing blocks.
 - B. This rule does not apply to fiberglass, Kevlar, extruded foam, composite, or wood fins; especially when used for “through-the-wall” fin attachment techniques that are common in larger rockets.
 - C. In addition, plastic parts for decorative and mechanical purposes (i.e. decorative nozzles and moving landing struts) are not considered fins and can consist of plastic. Decorative nozzles, etc. need to be securely fastened and not pose a safety hazard.
 - D. Fin assemblies that are printed using a 3D printer are excluded from this rule. Thorough detailed instructions on the creation of the fin assemblies must be provided and an additional page of photos may be included to show the creation/printing of fin assemblies.
4. Angles of fins must fall within a plus or minus 2 degree variation using an approved fin alignment guide (such as KSSTAC10). An official fin guide is available from www.KansasSpaceTech.com.
5. Fins should be rounded or streamlined according to instructions. If the other edges are rounded to reduce drag on all exposed sides, there should be no ribbon deduction, unless instructions indicate to leave flat
6. Fins and body tubes are to be sealed with sanding sealer and/or primer to eliminate the appearance of body grooves and wood grain.
7. Fins and launch lugs are to be filleted to reduce drag and properly secure them to the model.
8. Engine mounts are to be securely attached to the body tube.
9. Any seams on plastic parts are to be sanded smooth.
10. Body tubes/airframes/engine mounts can be made from suitable materials, including, but not limited to: reinforced paper, cardboard, phenolic resin, specialized polymer resins, fiberglass, Kevlar, or other suitable structural materials. However, foam may not be used for external body or other external rocket parts.
11. The nose cone is to fit snugly but still allow for easy removal.
12. Exhibits must be uniformly painted and smoothly finished or finished as per rocket instructions, and have decals applied smoothly.
13. Non-standard surfacing (such as textured paint) may be used if directed by the instructions, this includes scratch built rockets.
14. Models may not be judged based on their paint scheme (colors and placement on the rocket), with the exception of rockets that fit the definition of a “scale model.” All other rockets do not have to follow the suggested paint scheme, allowing the 4-Her to display maximum creativity in the finishing of their rocket. Under no circumstances is the weight given to the paint scheme to be sufficient enough, by itself, to move the model from one ribbon placing to another.
15. “Scale models” may be judged based on their paint scheme. The judge may deduct up to one ribbon placing for not following the paint scheme.
16. Scale Model Rockets are to be finished and completed with a majority (greater than 70%) of decals.
17. If a modification is made to the rocket, for example, adding a fin, a swing test must be conducted on the rocket and the documentation provided. Failure to test and document flight stability following modifications will result in two ribbon placing deductions.

E. Model Rocketry Specific Guidelines (ages 9 and up):

Purpose: Model rockets are generally small-to-medium sized rockets that can be purchased at hobby stores that an individual(s) builds from parts similar to those found in model rocket kits.

1. Rockets classified as high or mid powered may not be entered in this category.
2. Each rocket must be able to stand freely by itself or be supported by a solid base, not to exceed 4-1/4" (four and one quarter inch) thick and 8" square. The exhibitor's name, county or district, and age must be labeled on the top of the base. Rod materials should be sturdy, and not made of flimsy materials such as coat hangers.
3. If the model rocket is greater than 4 feet tall it can be displayed without a base, or displayed parallel to the ground with up to 3 notched blocks not to exceed 4" in height width and depth. The exhibitor's name, county or district, and age must be labeled on the base(s).
4. All exhibitors must comply with the NAR Model Rocket Safety Code that is in effect as of October 1st of the current 4-H year. However in the event that there is a modification in this code, the SpaceTech Action Team may review and implement the modified code.

F. Original Design Specific Rocket Guidelines (ages 11 and up):

Purpose: To allow for youth to develop their own rockets (model mid and high powered) in a safe manner that displays maximum craftsmanship.

1. Original design rockets cannot be a modification of a pre-existing kit and must be of original design.
2. Original design rockets must be designed by the exhibitor(s).
3. Original design rockets must include detailed instructions, so that someone could construct the original designed rocket just like a kit purchased at a store. Instructions can be as many pages as needed to convey full and complete construction techniques.
4. Original design rocket instructions should not include copies of instructions in part or in whole from existing kits.
5. For a rocket entered in the original design classes, describe in the summary how the rocket was tested for stability prior to flying. Swing testing of the rocket is required. Other tests and calculations are encouraged. Exhibitors must include documentation of the swing test. Failure to swing test a rocket will result in a deduction of TWO ribbon placings. Must include documentation.
6. A minimum of one additional page must be added to the rocketry information pack detailing the test(s) performed to insure stability. 4-Hers are strongly encouraged to provide as much detail as possible. Failure to provide adequate written documentation will result in a disqualification.

Division A -Exhibitors 7 through 13 years old

5520 Rocket made from kit. Include plans.

Division B -Exhibitors 11 through 13 years old (9-10 year olds may not enter in this class)

5521 Rocket designed by exhibitor: not merely a modification of an existing kit. Include original plans.

Division C -Exhibitors 14 years and older

5525 Rocket made from kit. Include plans.

5526 Rocket designed by exhibitor: not merely a modification of an existing kit. Include original plans.

5527 Rocket designed by exhibitor: that uses alternative skins; not merely a modification of an existing kit. Include original plans.

Division D -Exhibitors 11 years and older

This class is designed to encourage teamwork among individuals and clubs to work on a rocket from the initial design to the finished product.

- 5530** Rocket designed by 2 or more exhibitors: not merely a modification of an existing kit. Include original plans.

Mid-power Rocketry (2x'D' to 'G' Engines) Guidelines:

Purpose: To allow for improved safety and judging of rockets that meet the requirements of 4-H mid-power rockets.

1. Exhibitors must be at least 14 years of age by January 1 of the current year.
2. The rules for ALL categories apply.
3. In addition to the information packet completed for all rockets, a high/mid power information form is to be completed and placed inside of the information packet. This may be downloaded from <http://www.kansas4-H.org/>. Click on KSF Packet link.
4. Exhibitors in this division must hold memberships in either NAR or Tripoli organizations.
5. The NAR Model Rocket Safety code applies to the construction and launching of all rockets displayed in this division. As such all exhibitors must comply with the NAR Model Rocket Safety Code that is in effect as of October 1st of the current year. However in the event that there is a modification in this code the SpaceTech Action Team may review and implement the modified code.
6. All rockets in this division are to be launched under adult supervision by the 4-H member who constructed the rocket.
7. High power rockets as defined above ('H' or 'I' engines) may not be launched in this division.
8. If according to Federal Aviation Regulations Part 101, a waiver is required to fly the rocket, a copy of that waiver is to be attached to the High Power Information Form. In the case where the launch was a public event a substitute to a copy of the waiver is the Range Safety Officers (RSO's) contact information.
9. Mid- Power rockets may be displayed without a supporting stand. If a supporting stand is used, it is not to exceed 4-1/4" (four and one-quarter inch) thick and 8" square. The exhibitor's name, county or district, and age must be labeled on the base.

Senior Division - Exhibitors 14 years and older

- 5536** Mid-power rocket made from kit or original design.

High Power Rocketry (H or I Engines) Guidelines:

Purpose: To allow for improved safety and judging of rockets that meet the requirements of 4-H high power rockets.

1. Exhibitors must be at least 14 years of age by January 1 of the current year.
2. The rules for ALL categories apply.
3. In addition to the information packet completed for all rockets, a high power information form is to be completed and placed inside of the information packet. This may be downloaded from <http://www.Kansas4-H.org/>. Click on KSF Packet link.
4. Exhibitors in this division must hold memberships in either NAR or Tripoli organizations.
5. The NAR High Power Rocket Safety Code applies to the construction and launching of all rockets displayed in this division. As such all exhibitors must comply with the NAR High Power Rocket Safety Code that is in effect as of October 1st of the current 4-H year. However in the event that there is a modification in this code the SpaceTech Action Team may review and implement the modified code.
6. All rockets in this division are to be launched under adult supervision by the 4-H member who constructed the rocket.

7. For rockets launch using an engine(s) that have 160.1 ("H" engine or equivalent amount of smaller engines) Newton's-seconds or larger, adult supervision must be provided by an individual having at least a level 1 high power certification. The 4-H member should also hold or be attempting to attain their level 1 high power certification, and should include supporting documentation of such (a copy of Level 1 card is sufficient).
7. If according to Federal Aviation Regulations Part 101, a waiver is required to fly the rocket, a copy of that waiver is to be attached to the High Power Information Form. In the case where the launch was a public event a substitute to a copy of the waiver is the Range Safety Officers (RSO's) contact information.
8. High Power Rockets may be displayed without a supporting stand. If a supporting stand is used, it is not to exceed 4-1/4" (four and one-quarter inch) thick and 8" square. The exhibitor's name, county or district, and age must be labeled on the base.

Senior Division-Exhibitors 14 years and older

5535 High power rocket made from kit or original design.

4-H SPACETECH – UNMANNED AERIAL SYSTEMS

Purpose: The 4-H unmanned aerial systems or UAS project explores the world from above the trees and discovers new frontiers with UASs. UASs are commonly known as Unmanned Aerial Vehicles (UAVs) or drones. Members explore the uses and applications of unmanned aerial systems including how UASs link to other projects such as geology, robotics, electronics, crop science and many more.

1. The 4-H members must be currently enrolled in the 4-H SpaceTech project to exhibit in this division.
2. Each exhibitor may enter one exhibit per class. Exhibit must have been completed during the current 4-H year and have been selected at the county level for entry at the State Fair level. Counties or district should select only top blue or purple ribbon exhibits which meet State Fair guidelines.
3. The information that accompanies the UAS must be limited to the 4-H Space Tech Exhibit Information Form which is affixed to a 10" x 13" envelope. This envelope should NOT be attached to UAS. This may be downloaded from www.KansasSpaceTech.com. Any UAS exhibit not including this completed envelope will receive an automatic participation ribbon.
4. Exhibitor's name, county or district, age, and years(s) in project must be tagged or labeled in a prominent location on the exhibit, educational display, notebook, and/or poster.
5. Unmanned Aerial Systems that include or depict weaponry of any kind will be disqualified.
6. See the last section for full details about exhibiting posters, display boards and notebooks.
7. If modifications are made to the exhibit page should be attached noting those modifications.
8. If a safety violation is noted by the judges, superintendents, or other staff, the exhibitor's exhibit, at the judges' discretion, will receive a participation ribbon.

Division A– Junior, 7-13 years old

- 5701** Unmanned Aerial System designed and constructed by exhibitor that is operated by a remote controlled device. The UAS must not be a mere modification of an existing kit or plan. You may not exhibit a UAS that is purchased off the shelf in this class.
- 5702** Practical application of an Unmanned Aerial System constructed from a commercial (purchased) kit. This includes the UAS, plus one or more of the following: video, notebook, poster, display poster, etc. This class is separate from educational exhibits. A tangible use would be mapping Russian olive trees, eroded soils, and bindweed in fields, etc. There are also many other non-agricultural UAS uses that would be appropriate for this class.

Division B– Senior, 14 years and older

- 5706** Unmanned Aerial Systems designed and constructed by exhibitor that is operated by a remote controlled device. The UAS must not be a mere modification of an existing kit or plan. You may not exhibit a UAS that is purchased off the shelf in this class.
- 5707** Practical application of an Unmanned Aerial System constructed from a commercial (purchased) kit. This includes the UAS, plus one or more of the following: video, notebook, poster, display poster, etc. This class is separate from educational exhibits. A tangible use would be mapping Russian olive trees, eroded soils, and bindweed in fields, etc. There are also many other non-agricultural UAS uses that would be appropriate for this class

4-H SPACETECH EDUCATIONAL EXHIBITS – POSTERS, NOTEBOOKS AND DISPLAY BOARDS

Purpose: To allow 4-Hers to explore SpaceTech outside the bounds of traditional projects for rockets, robotics, astronomy, computers and unmanned aerial systems. All posters, notebooks and display boards are listed in this section and have been removed from the individual sections to save space.

1. The General Exhibit rules for ALL categories apply.
2. For notebooks, display boards, and posters, no additional exhibit information is required; no manila envelope is needed for these exhibits.
3. Exhibits in posters, notebooks and display boards must contain substantial supporting educational materials
4. Educational display boards, posters and notebooks should be creative and showcase details about the knowledge learned in the project during the current 4-H year. Value is placed on youth who can demonstrate how their skills have increased while completing the project. Each exhibit will be judged on uniqueness, creativity, neatness, accuracy of material, knowledge gained, and content. An exhibit judging score sheet will be available at www.kansasspacetech.com. For example, a rocket that may have crashed and/or is highly damaged that may be made into an educational display or poster that tells a great story with many lessons learned.
5. Follow copyright laws, citing all sources of information in a standard notation. Sources of information must be cited on the front of your exhibit, including all posters and educational display boards.
6. Educational displays are not to exceed a standard commercial 3'x 4' tri-fold display board. No card board table exhibits will be allowed. Care should be taken to use durable materials that will withstand Kansas State Fair conditions.
7. "Construction Kits" that are part of Educational displays must be contained in cases (tackle boxes, sealable containers, etc.) that may not be larger than 1' X 2' X 2' and must have a latch which securely keeps all components contained in the "Construction Kits". Other components are to adhere to appropriate dimensions as stated elsewhere.
8. Educational Project notebooks must be organized in a 3-ring binder.
9. Educational posters must be no larger than a 20" X 30" poster board. Exhibitors are encouraged to laminate all posters and diagrams or cover them with clear plastic film. Any three dimensional display exhibits may not be thicker than 1".
10. Engines and igniters for rockets ARE NOT permitted with the exhibit and constitute an immediate disqualification. This is for safety reasons and includes both spent and live engines.
11. Exhibitor's name, county or district, age, and year(s) in project must be tagged or labeled in a prominent location on the educational display, notebook, "Construction Kit," and/or poster.
12. Exhibits should possess the following qualities (in no particular order):
 - a. A Central theme
 - b. What you want others to learn
 - c. Be designed and constructed in a manner befitting the exhibit
 - d. Be something you are interested in
 - e. Be related to computer systems, robotics, rocketry, astronomy or unmanned aerial systems.
 - f. As well as those characteristics described above.
13. If a safety violation is noted by the judges, superintendent or other staff the exhibitor's exhibit, at the judges discretion, will receive a participation ribbon.

Astronomy— Junior Division, 7-13 years old

- 5731 Junior Astronomy Educational Display
- 5732 Junior Astronomy Educational Notebook
- 5733 Junior Astronomy Educational Poster

Astronomy— Senior Division, 14 years and older

- 5736 Senior Astronomy Educational Display
- 5737 Senior Astronomy Educational Notebook
- 5738 Senior Astronomy Educational Poster

Rocketry Junior Division – Exhibitors 7 through 13 years old

- 5741 Rocketry Educational Display
- 5742 Rocketry Notebook
- 5743 Rocketry Poster Board

Rocketry Senior Division – Exhibitors 14 years and older

- 5746 Rocketry Educational Display
- 5747 Rocketry Notebook
- 5748 Rocketry Poster Board

Robotics Novice Division – One to Two Years in Robotics Project

- 5751 Robotics Educational Display
- 5752 Robotics Educational Notebook
- 5753 Robotics Educational Poster

Robotics Intermediate Division – Three to Four Years in Robotics Project

- 5756 Robotics Educational Display
- 5757 Robotics Educational Notebook
- 5758 Robotics Educational Poster

Robotics Senior Division – Five or More Years in Robotics Project

- 5761 Robotics Educational Display
- 5762 Robotics Educational Notebook
- 5763 Robotics Educational Poster

Robotics– Team Robotics Project

- 5766 Team Robotics Educational Display
- 5767 Team Robotics Educational Notebook
- 5768 Team Robotics Educational Poster

Computers– Junior Division-7-13 years

- 5771 Junior Computer Educational Poster
- 5772 Junior Computer Display Board
- 5773 Junior Computer Notebook

Computers– Senior Division– 14 years and older

- 5776 Senior Computer Educational Poster
- 5777 Senior Computer Display Board
- 5778 Senior Computer Notebook

Unmanned Aerial Systems– Junior Division– 7-13 years old

- 5781 Junior Unmanned Aerial Systems Educational Poster
- 5782 Junior Unmanned Aerial Systems Display Board
- 5783 Junior Unmanned Aerial Systems Notebook

Unmanned Aerial Systems– Senior Division– 14 years and older

- 5786 Senior Unmanned Aerial Systems Educational Poster
- 5787 Senior Unmanned Aerial Systems Display Board
- 5788 Senior Unmanned Aerial Systems Notebook

AWARDS: Division Champions and Division Reserve Champions will receive ribbons. Grand Champion Space Tech Exhibit and Reserve Grand Champion Space Tech Exhibit will receive rosettes.

Space Tech Sponsors

Jim and Madeline Lee
H&R Block
H&R Block

Placing

Grand Champion Space Tech Exhibit
Reserve Grand Champion Space Tech Exhibit
Judge's Choice Award

Type

Banner
Banner
Award

SWINE

Superintendents: Robert & Jeanine Bacon,
Junior Superintendents: Colton and Chase Bacon

Special Rules

1. Read GENERAL RULES.
2. Pigs farrowed before January 1 of current year will not be eligible to compete.
3. Breeding Gilts cannot be shown in the market division and vice versa.
4. All market hogs must be tagged and exhibited with official Kansas 4-H ear tags by the county weigh-in date. Ear tag numbers and ownership must be on file with the County Extension Office. All "farm" ear tags must be removed prior to, or at check-in at the county fair. If they are not removed prior to that time, the superintendent will remove them for you.
5. Absolutely no straw will be allowed in the barns. Wood chips will be available for sale at Agri Trails Coop. You are responsible for your own bedding.
6. Minimum weight to be eligible for the sale is 230 lbs.
7. Pre-Entries are due by **July 3rd, 2019 by MIDNIGHT through Fair Entry (www.fairentry.com)**
8. **ALL EDUCATIONAL DISPLAYS NEED TO BE PRESENT AT TIME OF JUDGING.**

Special Rules Swine Showmanship

1. All exhibitors will be assigned an exhibitor number, which is to be worn on the back of your shirt whenever you are in the show ring.
2. The Champion and Reserve Champion Showman in age groups 7-9 yrs. old and 10-13 yrs. old will show against each other to determine the 2 top qualifiers for the Junior Division Round Robin Showmanship Contest.

PHASE A - MARKET HOGS (Barrows or Gilts)

Note: At the discretion of the superintendent, the animals in each class may be divided by weight to make two or more uniform classes. If there are less than three (3) purebred hogs in a class, the superintendent will decide if there will be a class.

Class:

- 1000 Senior Showmanship 14 - 18 yrs. old
- 1001 Intermediate Showmanship 10 - 13 yrs. old
- 1002 Junior Showmanship 7 - 9 yrs. old
- 1004 Duroc
- 1005 Hampshire
- 1006 Light All Other Breeds, purebred
- 1007 Dark All Other Breeds, purebred
- 1008 Yorkshire
- 1009 Crossbred
- 1010 Pen of 3 - Market Hogs, one owner, any breed, all 3 hogs must make weight and must pre-enter at livestock check-in.

PHASE B - PUREBRED BREEDING GILT

Farrowed after January 15th of current year

Class:

- 1011 Purebred /AOB Gilts
- 1012 Crossbred Gilts

EDUCATIONAL EXHIBITS

- 1013 Educational Notebook
- 1014 Educational Poster
- 1015 Educational Display

Awards: Breed Champion & Reserve Champion Market Hogs and Breeding Gilts will receive ribbons. Grand Champion & Reserve Grand Champion Market Hogs and Breeding Gilts will receive rosettes.

Swine Sponsors

State Farm Insurance
The Tire Shop
Agri Trails Coop
Tyner Insurance Group
Valley Vet Supply
Catlin Property Management
Valley Vet Supply
Dalquest Farms
H&R Block
Agri Trails Coop
Murphy Agriculture
Twin Lakes Liquor Store, Dave Fox
Valley Vet Supply
Jim & Madeline Lee
Murphy Agriculture
Cindy Jensen, CPA
Agri Trails Coop
Flint Hills Welding
Murphy Agriculture
Flint Hills Welding
H & R Block
The Tire Shop
Agri Trails Coop

Placing

Grand Champion Market Hog
Grand Champion Market Hog
Reserve Champion Market Hog
Champion Duroc
Reserve Champion Duroc
Champion Crossbred
Reserve Champion Crossbred
Champion Hampshire
Reserve Champion Hampshire
Champion Yorkshire
Reserve Champion Yorkshire
Champion Dark All Other Breeds
Reserve Champion Dark All Others Breed
Champion Light All Other Breeds
Reserve Champion Light All Other Breeds
Champion Senior Showman
Reserve Champion Senior Showman
Champion Intermediate Showman
Reserve Champion Intermediate Showman
Champion Junior Showman
Reserve Champion Junior Showman
Champion Pen of 3 Market Hogs
Grand Champion Breeding Gilt

Type

Buckle
Banner
Banner
Equipment
Equipment
Equipment
Equipment
Equipment
Equipment
Equipment
Equipment
Equipment
Chair
Chair
Chair
Chair
Chair
Chair
Chair
Equipment
Banner

VISUAL ARTS

Superintendent: Shilo King

Jr. Superintendent:

Special Rules

1. Each exhibitor may exhibit up to five articles in visual arts and three in performing arts.
2. Items must be completed during the current 4-H year.
3. Exhibits must be complete – ready to display and use. All exhibits, which need to be hung, must have a wire or saw tooth hanger attached.
4. Grand and Reserve champion will be selected in each of the three age divisions.
5. The judges will select entries to represent Morris County at the State Fair. (State Fair Rules will determine the number selected for State.) Exhibitor must be age 9 or older by January 1 of the current year to qualify, and the item must be a purple ribbon entry. Only one can be a non-original item. A non-original item is something done with a pattern, mold, etc.
6. All exhibitors must be enrolled in a phase of art they are exhibiting in. The Fiber Arts Project offers classes for quilting, embroidery, and counted-cross stitch, etc. Enrollment records will be at the fair to check this.
7. A special award will be given to the overall composition of the display in each of the three age divisions in visual arts. Composition of display must consist of five items complimenting the same “theme”, and must be displayed in an artistic way that “shows off” the artwork. Space will be restricted to a 2½ ft. wide area.

VISUAL ARTS

Class:

- 4500** Junior (Ages 7-8 years old)
4501 Intermediate (Ages 9-13 years old)
4502 Senior (14 and Older)

AWARDS: Class Champions & Class Reserve Champions will receive rosettes.

Visual Arts Sponsors

Valerie's Gifts & Such
Valerie's Gifts & Such
Valerie's Gifts & Such
Valerie's Gifts & Such
Buchman's Double B Ranch
Buchman's Double B Ranch
Betty Young
Buchman's Double B Ranch
Catlin Property Management

Placing

Champion- Senior
Champion-Intermediate
Champion- Junior
Reserve Champion-Senior
Reserve Champion-Intermediate
Reserve Champion-Junior
Theme Champion-Senior
Theme Champion-Intermediate
Theme Champion-Junior

Type

Banner
Banner
Banner
Banner
Banner
Banner
Banner
Banner
Banner

WILDLIFE

Superintendent: Jr. Superintendent:

Special Rules

1. See GENERAL RULES.
2. Types of exhibits in this division are open to educational or creative displays, educational posters or notebooks. Take care to select durable materials to withstand fair conditions. *No card table exhibits are allowed.* EXHIBITORS MUST COMPLY WITH STATE AND FEDERAL LAWS. It is illegal to possess threatened or endangered wildlife, or the feathers, nests or eggs of non-game birds. Game birds and game animals taken legally during an open season may be used. The use of live wild animals in educational exhibits is prohibited.
3. Name, county or district, age and year in project should be in a prominent location on the exhibit.
4. State Fair rules will be followed.

JUNIOR DIVISION (Ages 7-13 as of January 1 of the current year)

Class:

- 5000 Notebook - contents pertain to some phase, results, story or information about wildlife project.
5001 Educational Poster -must be related to something learned in wildlife project. *Flat poster board or foam board no larger than 22" x 28"*
5002 Educational Display -must be directly related to the wildlife project. *Maximum tri-fold size is 3 ft. x 4 ft.*

SENIOR DIVISION (Ages 14 and older as of January 1 of the current year)

Class:

- 5003 Notebook - contents pertain to some phase, results, story or information about wildlife project.
5004 Educational Poster -must be related to something learned in wildlife project. *Flat poster board or foam board no larger than 22" x 28"*
5005 Educational Display -must be directly related to the wildlife project. *Maximum tri-fold size is 3 ft. x 4 ft.*

TAXIDERMY/TANNING

Class:

- 5006 Taxidermy/Tanning Exhibit. Should include an attachment that shows the work in progress through photos with captions, or a detailed journaling of the process.

AWARDS: Class Champions & Class Reserve Champions will receive ribbons. Grand Champion & Reserve Grand Champion will receive rosettes.

Wildlife Sponsors

Flint Hills Quail & Upland Federation
Flint Hills Quail & Upland Federation

Placing

Champion Senior Exhibit
Champion Junior Exhibit

Type

Banner
Banner

WOODWORKING

Superintendent::

Junior Superintendent:

Special Rules

1. Read GENERAL RULES.
2. No exhibitor may enter more than one article in each class. Designate on the entry card if the article is original or kit-construction.
3. The plan from which it was constructed must be with the article exhibited. The plan may be a photocopy, the actual pattern or a scale drawing. It must be complete and accurate to the extent that a duplicate article could be built using the plan as a guide. In addition, include a list and cost of materials, plus amount of time spent on constructing and finishing the article. This list should include all wood, hardware, finishing supplies, etc.
4. All classes will be divided into Junior (7-13 years old) and Senior (14 years old and older division classes.
5. Judging will be by conference method.
6. Refinished/repaired furniture should be exhibited in Home Environment Class.
7. Firearms and weapons are not to be entered or displayed.
8. Please note, a set of step by step instructions is not a plan.
9. The use of materials other than wood should be kept to a minimum.

JUNIOR DIVISION (Ages 7-13 as of January 1 of the current year)

Class:

- 5000 Woodworking articles for farm or shop use
- 5001 Household or Lawn Furniture
- 5002 Other woodworking articles not included in above classes including any article made from a kit.
(Example - bird feeder, bird houses, knife racks, breadboards, doorstops, etc.)

SENIOR DIVISION (Ages 14 and older as of January 1 of the current year)

Class:

- 5003 Woodworking articles for farm or shop use
- 5004 Household or Lawn Furniture
- 5005 Other woodworking articles not included in above classes including any article made from a kit.
(Example - bird feeder, bird houses, knife racks, breadboards, doorstops, etc.)

EDUCATIONAL EXHIBITS

- 5006 Educational Notebook
- 5007 Educational Poster
- 5008 Educational Display

AWARDS: Senior and Junior Class Champions & Reserve Champions will receive ribbons. Grand Champion and Reserve Grand Champion will receive rosettes.

Woodworking Sponsor

Adams Lumber Company & Home Store
Adams Lumber Company & Home Store
Sam Young
Sam Young

Placing

Grand Champion Exhibit
Reserve Grand Champion Exhibit
Senior Champion
Junior Champion

Type

Gift Certificate
Gift Certificate
Gift Certificate
Gift Certificate

How to do Pre-Entries and Entries using Fair Entry Online

ENROLLMENT DATES-JUNE 1-JULY 3, 2020

1. Go to www.fairentry.com.
2. Select "Find Your Fair" at the top center of the page.
3. Type in "Morris County Fair" in the left hand "search by keyword" box. Hit the "search" button.
4. On the next page after searching, "2020 Morris County Fair" should appear on the right hand side. Select the wording with the arrow.
5. Select the "Exhibitors" tab at the top of the page.
6. Find your name and select "view."
7. On the right hand side of the page select the button that says "add an entry."
8. Find the project you want to pre-enter for. Use the green button that says "select."
9. Continue to navigate through Fair Entry until all required entries are completed.
10. If you completed your pre-entries correctly, YOU WILL receive an EMAIL confirmation to the email associated with your 4-H Online account.
11. You will no longer be able to pre-enter on REQUIRED entries after midnight on July 3rd, 2020.
12. If you have ANY QUESTIONS OR CONCERNS, please contact the fair secretary, Laci Thibodeaux, or Shandi Andres.

Laci Thibodeaux contact info:

Email: mrcofairboard@gmail.com

Phone: 620-877-7253

Shandi Andres contact info:

Email: sdandres@ksu.edu

Phone: 620-767-5136

Cell: 785-204-1458

-PRE-ENTRIES REQUIRED-

- | | | |
|-------------------------|--------------------------|---------------|
| -Beef | -Dairy Goats | - Meat Goats |
| -Rabbits | -Cats | -Dogs |
| -Performing Arts | -Sheep | -Dairy Cattle |
| -Clothing/Fashion Revue | | - Hand Pet |
| | -ALL SHOWMANSHIP ENTRIES | |

NOTICE

Effective in 2019, 4-H members will receive a card following the premium sale identifying their animal and buyer. Card must be signed by livestock buyer at the time of Thank You Note delivery (not at the livestock sale, but at a later date). Card must be returned by 4-Her within 30 days to the Extension Office to receive premium money.

If you have any questions, please contact the extension office! 620-767-5136

Please note that once funds have been made available, checks will be written. It is not uncommon for money to not be released until 30 days after the fair.

2020 LIVESTOCK SALE RELEASE/ INTENT TO SELL FORM

This form must be completed by all livestock exhibitors with Market Beef, Meat Goats, Sheep & Swine.

NAME: _____

CLUB: _____

In order to sell your animals, this form **MUST** be completed & returned to Fair Secretary or to the Fair Office by 1 hour after the conclusion of the Goat/Sheep Show on Sunday evening.

* 4-H members may only sell 2 MARKET ANIMALS through the Livestock Sale.

* Breeding Animals cannot be sold for premium.

PLEASE FILL OUT THE FOLLOWING INFORMATION COMPLETELY FOR ALL MARKET ANIMALS EXHIBITED!!!!

SELLING IN

AUCTION

SPE- CIES		TAG #	WEIGHT	(CIRCLE ONE)		WHERE WILL ANIMAL GO AFTER AUCTION			CARCASS CONTEST	
1				YES	NO	FLOOR List Lock- er	HOME	LOCKER	YES	NO
2				YES	NO	FLOOR List Lock- er	HOME	LOCKER	YES	NO
3				YES	NO	FLOOR List Lock- er	HOME	LOCKER	YES	NO
4				YES	NO	FLOOR List Lock- er	HOME	LOCKER	YES	NO
5				YES	NO	FLOOR List Lock- er	HOME	LOCKER	YES	NO
6				YES	NO	FLOOR List Lock- er	HOME	LOCKER	YES	NO

Morris County Born Breeding Heifer Class

This class is open to all Morris County 4-H members, regardless of county of residence, that have a breeding heifer meeting one of the following criteria:

- Raised from their own herd (born to a cow owned by the 4-H member)
- Purchased from the herd of an immediate family member (see definition below**)
- Purchased from a Morris County Producer

Breeding Heifer Information

4-H member's Name: _____

Description of animal: _____

Heifer's date of birth: _____

Registration # (if applicable, or write commercial): _____

Certification by 4-H Member (check the appropriate blanks):

I certify that the above animal was:

_____ Born to a cow in my herd

_____ Purchased from an immediate family member (see affidavit below)

_____ Purchased from a Morris County Producer (see affidavit below)

I hereby nominate this animal for the Morris County Born Breeding Heifer Class at the Morris County Fair.

4-H Member Signature: _____ Date: _____

Affidavit of Breeding Heifer Originality (to be completed if breeding heifer was purchased)

Producer's Name: _____

Address: _____

City, State, Zip: _____

I certify that the above breeding heifer was born to a cow that was owned by me at the time of the calf's birth. I certify that: (check one)

_____ I am an immediate family member of the 4-H member above

 **Parent/guardian, grandparent

_____ I am a producer who is currently a resident of Morris County, KS.

Producer Signature: _____ Date _____

***This affidavit must be returned to the Morris County Extension Office
by July 3rd at 5:00 p.m.***

Morris County Born Market Class

This class is open to all Morris County 4-H members, regardless of county of residence, that have a market steer or heifer meeting one of the following criteria:

- Raised from their own herd (born to a cow owned by the 4-H member)
- Purchased from the herd of an immediate family member (see definition below**)
- Purchased from a Morris County Producer

Market Steer or Heifer Information

4-H member's Name: _____

Circle One: Market Steer Market Heifer

4-H Market Tag #: _____

Description of animal: _____

Animal's date of birth: _____

Certification by 4-H Member (check the appropriate blanks):

I certify that the above animal was:

_____ Born to a cow in my herd

_____ Purchased from an immediate family member (see affidavit below)

_____ Purchased from a Morris County Producer (see affidavit below)

I hereby nominate this animal for the Morris County Born Market Beef Class at the Morris County Fair.

4-H Member Signature: _____ Date: _____

Affidavit of Market Beef Originality (to be completed if market steer or heifer was purchased)

Producer's Name: _____

Address: _____

City, State, Zip: _____

I certify that the above market steer or heifer was born to a cow that was owned by me at the time of the calf's birth. I certify that: (check one)

_____ I am an immediate family member of the 4-H member above

 **Parent/guardian, grandparent

_____ I am a producer who is currently a resident of Morris County, KS.

Producer Signature: _____ Date _____

***This affidavit must be returned to the Morris County Extension Office
by July 3rd at 5:00 p.m.***

OPEN CLASS DIVISION

Open Class Rules:

1. Ribbons will be awarded to 1st, 2nd, and 3rd place exhibits. Prize money will be awarded for 1st, 2nd, and 3rd place in each class. No check will be written for premium total under \$1.
2. Entries will be limited to one entry per exhibitor per class except the horse division. Pen space and housing is up to the discretion of the Superintendent.
3. The open classes of crops, horticulture, sheep, cattle, hogs, and horses will be open to anyone.
4. All judges' decisions are final.
5. Unsportsmanlike conduct toward the judge either verbal or physical, or any other abusive action, will result in relinquishment of premiums and ribbons and be barred from exhibiting at the Morris County Fair the following year. This rule shall apply to exhibitors and ALL members of exhibitor's family.
6. Abusive treatment of livestock will not be tolerated at the Morris County Fair and may result in the loss of premiums and ribbons and be barred from exhibiting at the Morris County Fair the following year.
7. **PRE-ENTRY IS REQUIRED ON ALL LIVESTOCK.**
8. **HORSE SHOW PRE-ENTRIES ARE NOT REQUIRED BUT ARE ENCOURAGED.**
9. **FOR PRE-ENTRIES, PLEASE SUBMIT ENTRIES USING FAIR ENTRY (WWW.FAIRENTRY.COM). ALL REQUIRED PRE-ENTRIES ARE REQUIRED BY JULY 3RD AT MIDNIGHT.**

FAMILY & CONSUMER SCIENCES

Superintendent: Wanda Timm

Special Rules

1. The open division of FCS is open to anyone.
2. All exhibits must be in place between 7:00 am - 9:00 am Saturday, July 25th.
3. No more than two entries may be entered in any classification by one person and no one entry may be entered in two classifications.
4. The management will use every precaution for safe preservation of all exhibits but will not be responsible for loss or injury.
5. All exhibits must be self-made by the exhibitor and made after September 1st of the previous year.
6. Where there is no competition, entries will be awarded first or second or no prize, according to the merits of the entry and decision of the judges.
7. Prize money will be paid to the 1st, 2nd, and 3rd place exhibits.
8. **Please write on entry card: PEE-WEE** (6 yrs. old and under); **YOUTH** (7 - 12 yrs. Old); **JUNIORS** (13-17 yrs. Old); or **ADULTS** (18 yrs. Old and over).

ARTS & CRAFTS

Class:		116	Holiday Craft
100	Ceramics, shown by type and age	117	Pillow
101	Pottery, shown by type and age	118	Novelty (refrigerator magnets, etc.)
102	Wooden Articles	119	Plastic Needlepoint
103	Paint-by-Number Pictures	120	Kids under 10
104	String Art	121	Special Unit Display
105	Tole Painting	122	Tatting
106	Leatherwork	123	Pointellism
107	Macramé	124	Ink
108	Dolls	125	Barn Quilt Block
109	Candles	126	Jewelry
110	Rugs, shown by type and age	127	Recycled/Reclaimed Art Class
111	Needlework, shown by type and age	128	Sculptures
112	Stenciling	129	Metal Art
113	Painting, shown by type and age	130	Welded Item
114	Drawing, shown by type and age	131	Birdhouse
115	Miscellaneous	132	Decorated Gourd

CLOTHING

Note: Labels typewritten or printed on 3"X2" piece of cloth, sewed to back of neck or left of garment or in a corner of an article. Label must contain name, address and class number.

Class:

- 200 Crochet article, exhibited by type of item and age
- 201 Knitted Article, exhibited by type of item and age
- 202 Quilts, exhibited by type of item and age
- 203 Child Garment (under 18)
- 204 Women's Garment
- 205 Men's Garment
- 206 Accessory
- 207 Other

FOODS

Special Rules

1. All foods must have been canned after September 1st of previous year.
2. Exhibitors may enter 1 entry per class.
3. All entries must be enclosed in a clear plastic bag (excluding Canned Goods).
4. Sealing rings must be present and removable; jars should be clean with no decorated lids. Canned exhibits may be opened at the discretion of the judges.
5. Food with custard-type fillings and frostings should not be exhibited for safety reasons.
6. Food in classes 204-220 must include a recipe card.
7. Food Classes 204 to 221 will be sold at the Open Class Food Sale.

Class:

- 100 Cinnamon Roll Contest, 6 Rolls (iced or un-iced on a foil-covered cardboard and placed in a clear plastic bag). Contest will be judged by the Morris County Commissioners.
- 101 Cookie Jar Contest, Individual - Must have 3 varieties of cookies
- 102 Cookie Jar Contest, Group - Must have 5 varieties of cookies.
- 103 Cookie Jar Contest, Kids 12 and under - 2 kinds of cookies in a wide mouth quart jar--all other rules apply.

Awards: Special cash awards will be awarded in classes 200-203 based on the proceeds received from the Open Class Food Sale.

Special Rules

1. Any gallon-size, wide-mouth clear, glass jar, decorated in a theme. The jar will not be opened. Cookies — Each variety must be placed in clear wrap inside the jar and visible through 25% of the jar. Cookies must fill 75% of jar.
2. Tie a 3"X5" index card around jar opening. Include your name or group; title of jar and list of cookies made.
3. Judging - Place one cookie of each variety on a small plate in a clear plastic bag with entrant's name included. Cookie appearance & quality will count 50% and decoration will count 50%.
5. Jar Auction - During the premium auction on Monday evening. Proceeds will fund the prizes and the Building Maintenance Fund.
6. For safety purposes any food requiring refrigeration will not be accepted.
7. For Classes: 200, 204, 205, 206, 221 participants who use a Red Star Yeast product and attach an empty packet or photo to their recipe entry will be entered for a prize provided by Red Star. A 1st, 2nd, and 3rd place prize will be chosen.



Class:

- 104 6 Yeast Rolls
- 105 6 Yeast Sweet Rolls
- 106 1 Loaf Yeast Bread
- 107 1 Loaf Quick Bread (fruit, vegetable or nut)
- 108 Coffeecake
- 109 6 Rolled Cookies (from 1 recipe rolled with rolling pin)
- 110 6 Drop Cookies (from 1 recipe)
- 111 6 Bar Cookies (from 1 recipe)
- 112 6 Refrigerator Cookies (from 1 recipe)
- 113 6 Cookies, other
- 114 6 Brownies
- 115 Angel Food, Sponge or Chiffon Cake (to be exhibited with top side up)
- 116 2-layer Cake, Frosted
- 117 Decorated Cake
- 118 2-Crust Fruit Pie in disposable pie tin)
- 119 Misc. Food
- 120 Open Foods (individuals over 50 only)

BREAD IN A BAG

1. This class is open to all current year third graders in Morris County (Council Grove, Dwight/Alta Vista and White City schools).
2. Every contestant will receive a prize.
3. Exhibit is 1 loaf Yeast Bread made by a current year third grade student using the "Bread In a Bag" method. The Program was presented in the schools in January and February of the current year.

Class:**221****3rd Grade Bread in a Bag****Awards Sponsors:** Steve & Diane Euler

1st place entry

Cookbook

FOOD PRESERVATION**Special Rules**

1. Sealing rings must be present and removable; jars should be clean with no decorated lids.
2. Recommended method of processing must be used and USDA food guidelines followed. Open kettle processed foods will not be accepted. Pickles and sweet spreads that contain fruit peel or pulp must be finished by the boiling water bath process.
3. Free information and recipes available at the Morris County Extension Office.
4. Jars and lids must be of the same brand.
5. Fruits and Vegetables must be processed in a pressure canner.
6. Each entry will be one jar.
7. Food in classes 122-133 must include a recipe card.

Class:

- 122 Canned Green Beans
- 123 Canned Tomatoes
- 124 Canned Peaches
- 125 Canned Cherries
- 126 Canned Other Fruit
- 127 Miscellaneous Canned Vegetables
- 128 Pickles, Cucumbers & Vegetables
- 129 Pickled Fruit
- 130 Relish
- 131 Jelly
- 132 Preserves
- 133 Jam

BREEDING HEIFERS

Superintendent: Derek Schrader

Special Rules

1. Open class heifers will be shown by breed. Age will determine class.
2. Animals will enter the ring according to age.
3. Indicate on entry card the breed letter and class number: Hereford – H, Angus – A, Charolais – C, Simmental – S, Other – O.

Class:

- 200 Heifer calf born after January 1st current year
- 201 Senior heifer calf born between September 1st and December 1st of previous year
- 203 Summer Yearling Heifer born between May 1st and August 31st of previous year
- 204 Junior Yearling Heifer born between January 1st and April 30th of previous year
- 205 Cow -Calf Pair

BUCKET CALF

Superintendent: Derek Schrader

1. Judging in this phase will be by conference method with points awarded as follows:
60 points - Participants interview in the ring on what he or she has learned about raising and caring for this project. This will include possible questions about the health care of the animal.
40 points - Cleanliness of the animal. Each calf should be clean and brushed. Clipping and fitting are not requirements. One of the purposes of this project is to teach young members how to care for and show their animal.
All male calves must be castrated.

Class:

- 400 Bucket Calf exhibited by youth, ages 12 and under

DAIRY

Superintendent: Crystal Carson

- 200 Heifers Calves- born after September 1, 2018
- 201 Heifer Yearlings- born between September 1, 2017 and September 1, 2018
- 202 Dairy Cow- Born before September 1, 2017

Awards: Champion and Reserve Champion of each breed will receive purple ribbons.

FIELD CROPS

Superintendent: Dana Mayer

Class:

- | | | | |
|-----|-----------------------------------------------------------------------------------------------------|-----|-----------------------|
| 200 | White Corn, 10 ear | 210 | Barley, 1 gallon |
| 201 | Yellow Corn, 10 ears | 211 | Oats, 1 gallon |
| 202 | White Sorghum, 10 heads | 212 | Alfalfa, 1/4 bale |
| 203 | Red Sorghum, 10 heads | 213 | Prairie Hay, 1/4 bale |
| 204 | Yellow Sorghum, 10 heads | 214 | Sudan Hay, 1/4 bale |
| 205 | Forage Sorghum, 10 heads | 215 | Soybean, 5 plants |
| 206 | Bromegrass Seed, 1 gallon | 216 | Wheat, 1 gallon |
| 207 | Fescue Seed, 1 gallon | 217 | Sunflower, seeds |
| 208 | Alfalfa Seed, 1 gallon | 218 | Sunflower, oil |
| 209 | Collective Crops Class (exhibits consisting of three or more different crops grown by one producer) | 219 | Silage |

Note: Crops in collective exhibit should be in same quantity as individual exhibits. Example: collective exhibit should be 10 heads of sorghum, 10 ears of corn and 1/4 bale alfalfa hay, etc.

FLORICULTURE

Superintendent: Valerie Hiebert

Special Rules

1. Floriculture exhibits will be judged on individuality, harmony, suitability of container (Styrofoam excluded), quality and condition of foliage, balance and arrangement.
2. Flowers to be grown by exhibitor.

Class:

- 100 Cut Flowers, 5 stems of each variety (each variety judged independently)
- 101 Cut Flowers, 1 stem any variety
- 102 Garden Flower Arrangement
- 103 Wildflower Arrangement
- 104 Dried Arrangement
- 105 Grass Arrangement
- 106 Potted Plants (each variety judged separately)
- 107 Summer foliage
- 108 Fairy or Miniature Garden
- 109 Cactus
- 110 Succulent
- 111 Patriotic Arrangement
- 112 Largest Sunflower
- 113 Terrarium

GOATS

Superintendent: Jeremy Thibodeaux

Special Rules

1. Classes will be divided at superintendent's discretion.

Registered, Recorded Grade and Grade Dairy Goats

Class:

- 100 Junior Doe (up to 6 months)
- 101 Junior Doe (7-12 months)
- 102 Junior Doe (13-24 months, has never freshened)
- 103 Senior Doe (12-36 months. Freshened or in milk)
- 104 Senior Doe (37 month of age or older, freshened or in milk)

Meat Goats

Class:

- 200 Meat Type Goats

HORSE

Superintendent: Janon Johnson

Special Rules

1. **Pre-entry is NOT required for the Open Horse Show BUT encouraged. Forms MUST be submitted through Fair Entry (www.fairentry.com) by July 23, 2020.**
2. Age of horses will be computed from January 1 of the calendar year born.
3. The top two halter horses will return to be judged for Champion/Reserve. The top two of these will return to be judged with the ponies for Grand Champion Horse Overall.
4. Stock type includes, but is not necessarily limited to: Appaloosa, Buckskin, Palomino, Paint and Quarter Horse. These divisions should take into account breed differences in head carriage and animation.
5. Non-Stock type includes, but is not limited to: American Saddlebred, American Show Horse, Arabian, Morgan, Pinto and Thoroughbred. These divisions should take into account breed differences in head carriage and animation.
6. Stallions must be shown by adults.
7. Horse and Rider combination rode in 4-H classes can NOT have the same Horse & Rider combination in the Open Class.
8. A horse may be rode in both 4-H and Open Class shows by different riders because the shows are run together.
9. Horses can only be shared by IMMEDIATE family (parents/guardian and siblings).
10. For Ranch and Pleasure classes, there must be a different rider/horse combination.

Halter Classes -

Class:

- 100 Lead Line (children 6 yrs. & under)
- 101 Open Class Showmanship
- 102 Stock-Type Weanling Fillies
- 103 Stock-Type Yearling Fillies
- 104 2 & 3 Year-Old Stock-Type Fillies
- 105 Aged Stock-Type Mares
- 106 Stock-Type Brood Mares
- 107 Stock-Type Weanling Geldings
- 108 Stock-Type Yearling Geldings
- 109 2 & 3 Year-Old Stock Type Geldings
- 110 Aged Stock-Type Geldings
- 111 Non-Stock-Type Weanling Fillies
- 112 Non-Stock-Type Yearling Mares
- 113 2 & 3 Year-Old Non-Stock-Type Fillies
- 114 Aged Non-Stock-Type Mares
- 115 Non-Stock-Type Brood Mares
- 116 Non-Stock-Type Weanling Geldings
- 117 Non-Stock-Type Yearling Geldings
- 118 2 & 3 Year-Old Non-Stock-Type Geldings
- 119 Aged Non-Stock-Type Geldings
- 120 Pony Mares & Geldings (all ages, any horse 56" and under)

Performance Classes -

Class:

- 121 Trail Class
- 122 Ranch Horse Trail
- 123 Hunter Under Saddle
- 124 Hunt Seat Equitation
- 125 Walk-Trot Western Pleasure
- 126 Western Pleasure , Stock Type
- 127 Western Pleasure , Non-Stock Type
- 128 Pony Western Pleasure
- 129 Ranch Horse Rail
- 130 Western Horsemanship
- 131 Reining
- 132 Ranch Horse Pattern

Timed Speed Events -

Class:

- 133 Pole Bending (youth)
- 134 Pole Bending (adult)
- 135 Barrel Racing (youth)
- 136 Barrel Racing (adult)
- 137 Flag Race (youth)
- 138 Flag Race (adult)

*All Open Halter, Performance, and Timed Speed Events
will follow each respective 4-H Class.*

HORTICULTURE

Superintendent: Valerie Hiebert

Special Rules

1. Quality and condition of exhibit will be considered. Choose vegetables for exhibit that will hold up well during the Fair. Avoid overripe or over-mature specimens. Those that are slightly under ripe or slightly immature when picked may last longer.

Class:

- 100 Garden Display—exhibit consists of five different fresh vegetables limited to four square feet. Only one variety of a specific vegetable may be exhibited. If small fresh vegetables such as green beans are used as one of the five different vegetables, a dozen is suggested as a good display. Shelled vegetables should not be exhibited. The **five vegetables** to be exhibited are as follows:

Large Vegetables (one each):

Watermelon	Eggplant
Squash	Cabbage
Pumpkin	Cantaloupe
Or other similar-size vegetables	

Medium Vegetables (five each):

Cucumbers	Peppers
Tomatoes	Parsnips
Carrots	Okra
Beets	Irish Potatoes
Onions	Sweet Potatoes
Or other similar-size vegetables	

- | | |
|-----|-----------------------------------------------------------------------------------------|
| 101 | Plate of 5 Tomatoes |
| 102 | Plate of 5 Cherry Tomatoes |
| 103 | Plate of 5 Onions |
| 104 | Plate of 12 Beans |
| 105 | Plate of 5 Peppers |
| 106 | Plate of 5 Carrots |
| 107 | Plate of 5 Okra |
| 108 | Plate of 5 Cucumbers |
| 109 | Plate of 5 Potatoes, state variety |
| 110 | Largest Watermelon, by weight |
| 111 | Largest Onion, by weight |
| 112 | Largest Tomato, by weight |
| 113 | Largest Zucchini, by weight |
| 114 | Other Large vegetable - pumpkin, squash, eggplant, cabbage, broccoli, cauliflower, etc. |
| 115 | 5 Ears of Sweet Corn |
| 116 | Most Unusual Vegetable |
| 117 | Gourds |
| 118 | Other Horticulture |

PHOTOGRAPHY

Superintendent: Tom Franke & Andrea Powell

Special Rules

1. Photographs must be minimum of 7" x 9" and mounted. Should not be exhibited under glass.
2. Each exhibitor will be able to display up to a maximum of any four (4) photographs that they have taken within one year prior to the current fair.
3. Exhibits shall be displayed as per mounting instructions, which apply to 4-H photographers, found under 4-H Photography.
4. Black & White and Color photographs will be judged together.
5. Ribbons will be awarded.
6. **Please write on entry card:** **YOUTH** (10 yrs. old and under); **JUNIOR** (11 -17 yrs. old); or **ADULT** (18 yrs. old and over).

Class:

- | | | | |
|-----|-----------|-----|----------------------|
| 100 | People | 102 | Buildings/Structures |
| 101 | Landscape | 103 | Animals |

POULTRY

Superintendent: Jeremy Thibodeaux

Special Rules

1. Exhibitors will need to furnish their own cages.

CHICKENS

Class:

- 100 Production Pullets (Pen, 3 Standard Crossbred or Straincross pullets to be judged on egg production qualities only)
- 101 Production Hens (Pen, 3 Standard Crossbred or Straincross pullets to be judged on egg production qualities only)
- 102 Standard Breeds - Large Fowl (Pen, 1 bird of either sex)
- 103 Standard Breeds - Bantams (Pen, 1 bird of either sex)

TURKEYS, DUCKS, GEESE, PIGEONS & OTHER FOWL

Class:

- 104 Turkeys, all breeds (1 bird of either sex)
- 105 Ducks, all breeds (1 bird of either sex)
- 106 Geese, all breeds (1 bird of either sex)
- 107 Pigeons (1 bird of either sex)
- 108 Other Fowl (1 bird of either sex)

RABBITS

Superintendent: Alisca Mayer

Special Rules

1. Read GENERAL RULES.
2. Each open class exhibitor will be required to furnish his or her own carrying cages. This will be a carrier show and rabbits will be on the grounds only during the time of the show.
3. Classes in which only one exhibitor makes entries furnishing his own competition, only one premium will be awarded. The one premium awarded will be the first premium unless placed by the judge.
4. Specify breed on pre-entry form.
5. Classes may be divided by breed or type by superintendent if class size warrants:

Class:

- 100 Junior Buck (under six months of age)
- 101 Senior Buck (six months of age and over)
- 102 Junior Doe (under six months of age)
- 103 Senior Doe (six months of age and over)
- 104 Meat Pen (3 rabbits--total weight not over 15 pounds)
- 105 Pre-Junior (3 months and under)
- 106 Best Fur
- 107 Pee Wee Showmanship, 6 years and under

SHEEP

Superintendent:

Special Rules

1. All lambs entering in open class must be registered.

Class:

- 100 Fat Market Lambs (weighing less than 90 pounds)
- 101 Breeding Ewe Lambs
- 102 Yearling Ewe Lambs

SPACE TECH

Superintendent: Levi Koepsel

Special Rules

1. Support rods must not extend past the top of the nose cone. Accompanying report must include engine type and altitude reached.
2. The rocket must have been flown.

Class:

- 100 Rocket made from kit (include kit plans)
- 101 Rocket designed by exhibitor, include original plan (not merely modification of an existing rocket kit).

SWINE

Superintendents: Robert & Jeanine Bacon

Class:

- 100 Duroc
- 101 Hampshire
- 102 Light AOB
- 103 Dark AOB
- 104 Yorkshire
- 105 Crossbred

BREEDING GILT (Farrowed after January 15 of current year)

Class:

- 106 Purebred/ AOB Gilts
- 107 Crossbred



~ 2019 LIVESTOCK BUYERS ~

Thank you for your continued support of the Morris County 4-Hers and

5A Hay Grinding	Jensen Farm Repair
Agri Trails Coop	Jim Dike
Bar Flying W Ranch	John & Karen Lee
Bluestem Farm & Ranch Supply	Kan-Equip Inc.
Blythe Family Farms	Ken & Stacey Danzer
Bolton Chrysler	Knights of Columbus
C H White & Sons LLC	Lyons Ranch
Central Nation Bank	Mel's Tire LLC
CG Rotary Club	Morris County Famr Bureau Assn
Chuck Downs	Moxley Ranch
Citizens State Bank	Patry Farms
Clay Center Livestock Sales	Prairie Land Partners
Cross 7 Land & Livestock	Rex Materials
Danzer Cattle Co	Schrader Cattle Co.
Effland Farms	Services Unlimited
Farmers and Drovers Bank	Sigle 6 Bar Ranch
Farmers State Bank	Sigle Bros Fencing
First Choice Meats	Sigle Repair Service
Forge Harvesting LLC	Sorrel Chiropractic
Gary & Connie Burton	T3 Wireless
Glen & Deb Whitaker	Tiffany Cattle Co.
Guimond Lumber & Hardware	Tom & Betty Patry
Gustafson Concrete	Twin Lakes Liquor
Hays House	Twin Rivers Animal Health
Herington Livestock Commission	Tyner Insurance Group Inc.
Janice Dike	Vonnahme Trucking
JB Peal Sales	Wainwright Eye Care
JC Harvesting & Hay Grinding LLC	Wolf Creek Cattle Co.
JC Livestock Sales	Yadon Manure Spreading LLC

**Be sure to show your
appreciation to the
ALL sponsors
by sending
THANK YOU's.**

**Without their support,
these awards would not be possible.**

**Sponsor name & mailing information
is listed on bottom of award or trophy.**

Without their support,
these awards would not be possible.

Sponsor name & mailing information is listed on bottom of award or trophy.



4-H Fair Board

If anyone has an interest in attending or becoming a board member for the Morris County Fair Board, please reach out to a fair board member or extension agent! Meetings are held the 2nd Wednesday of each month!

GET
ON
BOARD





CLOVERBUDS



Individuals enrolled in the Cloverbud 4-H program are encouraged to participate in the Morris County Fair. Their projects will earn participation ribbons and will be exhibited in regular 4-H classes. They will be identified as a Cloverbud exhibit and will not be eligible for competitive awards. In order that the Cloverbud program remain a non-competitive environment, individuals enrolled in this program will not be allowed to participate in any of the livestock shows, premium livestock sale, fashion review or foods auction at the fair. Subject to a parent or guardian approval, individuals are encouraged to participate in the Pee wee Swine and Sheep Showmanship as a learning experience.

Fair Book Contest: (4-Her Exhibitors ONLY)

Anyone who finds errors while reading the 2020 Fair Book, please find Laci Thibodeaux (fair secretary) , Shandi Andres or Shannon Ney (extension agents) to verify the error to be entered in to a contest for the most errors found. The 4-Her with the most verified and valid errors will receive a \$25 cash award. Findings must be presented to the secretary or extension agents during the fair between July 26 & 27. Errors need to be written on paper or a copy of the fair book page with errors will work. Bringing the fair book to us and showing us errors without proper preparation will not be accepted. The winner will be announced on July 27 at the Livestock Auction. No findings will be accepted before or after those dates. Happy reading!

Morris County Fair Association
Morris County Courthouse
Council Grove, KS 66846

